





















aqua speed 750tdh



	30 - 300 bar
	8 - 17 l/min
	10 - 155 °C
	99 kW
	5,4 l/h
	18 kW / 13 kW 2700 u/min 3 cyl. 850 ccm
	2,3 l/h
	11 kW 1450 u/min
	045 USgal/min / 1,55 mm
	□
	24
	24
	250 l
	85 l
	485 kg
	2700 x 1270 x 1600 mm
	LwA = 103 dB
	g366

