



# DEMOLITION EQUIPMENT AND ATTACH- MENTS

Product catalog

CON  
TEN  
TS

---

**Handheld demolition equipment****1**

Rock and Concrete Splitters C2 - C12	10
Combi-Shears HCS8	18
Hydraulic Power Units	24

---

**Carrier-operated attachments****2****Concrete Crushers 28**

Concrete Crusher CC260	31
Concrete Crusher CC340	32
Concrete Crusher CC440	33
Concrete Crusher CC480	34
Concrete Crusher CC580	35
Concrete Crusher CC700	36

---

**3****Steel Shears 44**

Steel Shear CC440 S	47
Steel Shear CC700 S	48
Tank Cutter TC120	52
Rebar Cutter MB200	56
Multi Cutter MC200	61
Multi Cutter MC300	62
Multi Cutter MC300 Cable Cutter	63

---

**4****Rock Splitters 66**

Rock Splitters C20	68
Drill & Split Rig WIDA AB C20-T4	72

---

**Darda worldwide 76****Article Numbers | Upload Tool 78**

# WE DELIVER SOLUTIONS

In addition to hand-held demolition equipment, Darda develops and produces a comprehensive range of high-quality attachments for the demolition and recycling sector. All our components are designed with decades of experience especially for use under extreme working conditions.

When developing our environmentally friendly special demolition equipment we work in close cooperation with our customers. Directly and via our solid dealer network all over the world. We know what you expect from us: performance, quality, reliability and a comprehensive range of services. After all, professionals like you need perfect solutions for every type of work situation.

Your requirements deserve cutting-edge technologies that impact both work results and revenue growth, and are critical to the success of your business. Productivity that gives you a competitive advantage and sets you apart from the competition.

**Darda – demolition technology in a class of its own!**





# DEMOLITION WITHOUT LIMITS



low noise



low vibration



low dust



eco friendly





Darda // YouTube



# COMPREHENSIVE SERVICE OFFERING

---

1

## Reliable expertise

With decades of experience in all types of demolition and dismantling projects at home and abroad, Darda is able to offer you the best possible service. We are proud of our committed and well-trained staff, who have been supporting us and our customers for many years. In addition, all Darda distributors regularly participate in extensive training programs to ensure a consistent high standard of service throughout the world.

---

2

## Fast spare parts delivery

Our efficient spare parts center, combined with a well-equipped service network, ensures effective problem resolution and fast parts delivery – two critical factors in ensuring that dismantling and demolition work is carried out reliably and on schedule. All original Darda spare parts are designed for optimum performance. This ensures longer life and maximum reliability.

---

3

## 10-year spare parts supply guaranty


That's how long we keep every spare part for your Darda equipment in stock – at least. Darda tools are designed for long and intensive use. You can count on it. Even after 10 years.


---



# ROCK AND CONCRETE SPLITTERS

Handheld demolition equipment





Go to product film

# SPLITTERS

## Hydraulic Rock and Concrete Splitters



Darda – the inventor of the Hydraulic Rock and Concrete Splitter.



Hydraulic Rock and Concrete Splitters replace blasting and conventional demolition methods. They break down concrete or rock without pressure waves, without vibrations and with very little noise and dust. They have also gained a firm foothold in block extraction in the natural stone industry. Since the invention and worldwide patenting by Helmut Darda in 1967, Darda Rock and Concrete Splitters have been used successfully in over 80 countries around the world. The superior quality, high performance and very long service life of Darda Rock and Concrete Splitters is unsurpassed.


### Functional principle

Conventional mechanical methods destroy the structure of the material by external forces. However, rock and concrete can withstand very high compressive forces from the outside. By comparison, resistance towards forces acting from inside towards outside is relatively small. The development of the Darda Rock and Concrete Splitting Equipment was born from this fact.

### They work according to the safe wedge principle

First, a hole is drilled with the appropriate depth and diameter, into which the wedge set of the splitting cylinder is then inserted and aligned to determine the splitting direction. Hydraulic pressure then pushes the wedge between the two counter wedges and presses them apart. The effective splitting force of up to 413 tons or 4048 kN destroys the structure of concrete and rock from the inside.

A crack is formed in seconds. Smaller types of rebar in reinforced concrete break off.



## Facts

- Enormous splitting force up to 413 t (4048 kN)
- Nearly noise free
- Low dust and low vibration
- Splitting direction can be set
- Ideal for confined spaces
- Easy to use
- Easy to transport
- Splits in seconds
- Controlled demolition
- Can be used under water



## Advantages

### Economic efficiency

Blasting usually requires the use of barriers as well as other time-consuming and costly safety procedures. An effort that is no longer necessary with Darda Rock and Concrete Splitters, because they do not cause flyrock or similar dangerous situations. Other work can therefore continue in parallel.

### Safety

Darda Hydraulic Rock and Concrete Splitters are absolutely safe: no uncontrolled release of forces, flyrock, vibrations or even explosion pressure. Costly safety procedures, which are necessary when demolishing with conventional methods, are no longer necessary.

### Environmental friendliness

No vibrations or dust are generated during hydraulic splitting; Darda Rock and Concrete Splitters operate practically without noise. There is no environmental impact. With the Darda Rock and Concrete Splitting Equipment, demolition work can be carried out without disruptions even in densely populated areas or enclosed spaces.

### Rugged design

The extremely sturdy design of the Darda Rock and Concrete Splitters guarantees a very long service life even under the toughest operating conditions. Only minimal maintenance work is required.

### Flexibility

Darda's Hydraulic Splitters are completely independent of carrier equipment such as excavators. The Splitters and Hydraulic Units are easy to transport. Their use is therefore possible even in difficult to access places.

### Easy handling

The equipment is user-friendly and can be operated easily by just one person.

### Exact working

In contrast to most conventional methods, Darda Rock and Concrete Splitters make it possible to work very accurately: the splitting direction and splitting course can be set in advance, making it possible to fix the splitting quantity. Material that is not meant to be split off is spared. This makes the Splitters also ideally suited for block quarrying in quarries.

# SPLITTERS

## Models and Accessories



### A complete Rock and Concrete Splitter consists of three components:

#### Hydraulic Splitter

The Hydraulic Splitter consists of a control valve, cylinder, front head, and wedge set (one wedge and two counter wedges). The entire Hydraulic Splitter is made of the highest quality aluminum and steel materials to ensure maximum load-bearing capacity and low weight. In a specially developed and complex hardening process, the counter wedges also receive a carbide layer. This makes it possible to transmit the very high forces.

#### Hydraulic Power Unit

An electric, air, diesel or petrol engine powers a high-pressure hydraulic pump. A pressure relief valve limits the system pressure to 50 MPa. Both wheeled and portable units are available. Depending on the model, up to five Splitters can be operated in parallel.

#### Hydraulic hoses

Rugged multi-layer hoses connect the Splitters to the Hydraulic Power Unit.

### Accessories

#### Enlarging counter wedges

In order to enlarge the resulting crack, the standard counter wedges can be quickly and easily replaced with enlarging counter wedges. After expansion, particularly strong reinforcement can be broken off easily.



#### Pressure shells

In a drill hole with narrow diameter, the high splitting force acts on a very small surface area. This results in extremely high surface pressure. In case of heavily reinforced concrete, the concrete may sometimes compact during splitting and only an oval drill hole is created. Only short cracks form around the hole. The rebars do not tear off. Two thick, large pressure shells provide the solution. They are inserted into a core bore of  $\varnothing$  100 mm | 4 inch and enclose a wedge set of the splitter. They are also often used in poor quality concrete.



#### Special Lubricant

During the splitting process, very high forces act on the wedge set. In order to reduce wear, the pressure surfaces of the wedge and the counter wedges must be lubricated regularly. In a long development and test phase, Darda Special Lubricant was proven to significantly reduce the high friction forces and guarantees maximum utilization of the splitting force.



## Specifications | Splitters

Type	Wedge set	Required drill hole diameter <sup>1</sup>		Minimum drill depth		Splitting distance		Splitting force, theoretical		Splitting force, effective		Weight <sup>3</sup>		Length Splitting Cylinder		Length wedge set	
		mm	in	mm	in	mm	in	kN/t	lbs	kN/t	lbs	kg	lbs	mm	in	mm	in
C2S	N	31 - 32	1.22-1.26	270	10.6	9	0.35	3490/355	783000	1913/195	430000	17	37	745	29	140	5.5
C4E	N	35 - 36	1.38-1.42	430	16.9	10	0.39	4524/461	1017000	2256/230	507000	21	46	995	39	250	9.8
C4E	WL	35 - 38	1.38-1.5	540	21.3	14	0.55	3267/333	734000	1864/190	419000	22	49	1145	45	400	15.7
C9	N	45 - 48	1.77-1.89	410	16.1	18-53 <sup>2</sup>	0.7-2.1 <sup>2</sup>	2995/305	672000	1962/200	441000	22	49	1020	40	230	9.1
C9	L	48 - 50	1.89-1.97	580	22.8	18-53 <sup>2</sup>	0.7-2.1 <sup>2</sup>	2995/305	672000	1962/200	441000	23	51	1190	47	400	15.7
C10S	N	41 - 43	1.61-1.69	630	24.8	18	0.7	4945/504	1111000	2550/260	573000	33	73	1400	55	230	9.1
C12	N	45 - 48	1.77-1.89	610	24	19-60 <sup>2</sup>	0.75-2.4 <sup>2</sup>	6061/618	1363000	3507/358	789000	31	68	1290	51	380	15
C12	L	45 - 48	1.77-1.89	680	26.8	15-44 <sup>2</sup>	0.6-1.7 <sup>2</sup>	8082/824	1817000	4048/413	911000	32	71	1360	54	450	17.7
C12	W	45 - 48	1.77-1.89	550	21.7	24-80 <sup>2</sup>	0.9-3.1 <sup>2</sup>	4849/494	1089000	3150/321	708000	31	68	1250	49	340	13.4

<sup>1</sup> Smallest diameter is most effective<sup>2</sup> With one enlarging counter wedge and one special enlarging counter wedge<sup>3</sup> Without hydraulic hoses

C2S




C4E



C9



C10S



C12

## Specifications | Hydraulic hoses

Type	Length <sup>1</sup>		Number of Splitters
	mm	ft	
S1	10	0.03	1
S1	20	0.07	1
S2	10	0.03	2
S2	20	0.07	2
S3	20	0.07	3

<sup>1</sup> Distance between Power Unit and Splitter

## Specifications | Special Lubricant

Quantity/ container		
1 kg	Hazardous material	Non-hazardous material
18 kg	Hazardous material	Non-hazardous material

## Specifications | Enlarging counter wedges

Type	Enlarging counter wedges	Special enlarging counter wedges	Pressure shells	Enlarging feathers	Remote control
C2SN				●	●
C4E N				●	●
C4E WL					●
C9 N	●	●	●		●
C9 L	●	●			●
C10SN	●				●
C12 N	●	●	●	●	●
C12 L	●	●		●	●
C12 W	●	●	●	●	●

● Highly suitable

# SPLITTERS

## Typical applications and possibilities of use

Different splitter models are available for a wide range of applications:

Splitter models	C2S	C4E	C9	C10S	C12
<b>Demolition of concrete and reinforced concrete</b>					
Splitting unreinforced and lightly reinforced concrete			●	○	●
Splitting reinforced concrete			○		●
Splitting in closed rooms and poorly accessible places			●		○
Splitting in confined spaces			●		○
Splitting walls and masonry			●		●
Splitting piles heads			○		●
Chimney demolition			●		○
Secondary splitting of large concrete pieces (pre-splitting for recycling plants)			●		○
Underwater demolition			●	○	○
<b>Demolition of rock and natural stone</b>					
Rock splitting (e.g. in trench work)			○	○	●
Secondary splitting of boulders	○	●	●	○	●
Tunnel-driving work		●	●	○	●
Expansion work in underground mining	○	●	●	○	●
Secondary splitting	○	●	○	○	○
Press pipe jacking	●	●	●		
<b>Block quarrying in the natural stone industry</b>					
Marble		●		●	
Granite	○	●		●	●
Sandstone			●	●	

● Highly suitable

○ Suitable

## Application fields



Demolition of concrete and reinforced concrete



Demolition of rock and natural stone



Block quarrying in the natural stone industry




Tunneling



# COMBI- SHEARS

Handheld demolition equipment





[Go to product film](#)

# COMBI-SHEARS HCS8

Cutting, breaking, expanding – all hydraulically



The hand-held, Hydraulic Combi-Shears HCS8 are equipped with the latest cutter and gripper technology and are particularly suitable for coring buildings. They are also well suited for a variety of other applications. One person can easily handle the compact and light-weight device.

The powerful Combi-Shears are fast and very productive. They produce no dust, no vibrations and very little noise. This also makes their indoor use safe and reliable.

## The solution for many tasks

The HCS8 basic model is available with four different types of inserts.

### Concrete Jaw | HCS8 J

The HCS8 J concrete jaw can be used to dismantle concrete walls up to 15 cm | 6 inch thickness (depending on the compressive strength of the concrete). Useful for demolition of thin partition walls, facade panels or in the renovation of prefabricated buildings.



### Brick Jaw | HCS8 B

Equipped with the brick jaw set, the HCS8 B can break through walls up to 32 cm | 12 inch thickness. It replaces the conventional sledgehammer and is much more efficient and user-friendly due to its hydraulic mode of operation.



### Sickle Blade | HCS8 S

Equipped with the sickle blade set, the HCS8 S is able to cut pipes, disconnected power cables and profiles made of sheet metal or wood. The sickle blades are designed to hold the material to be cut and to prevent slippage.



### Shear and Expander | HCS8 C

The HCS8 C version is specially designed to expand and separate material. Radiators can be pushed out from the wall, door frames can be broken out, and splitted concrete pieces can be separated. In addition to steel reinforcements up to 16 mm | 5/8 inch, the HCS8 C also cuts a wide variety of construction materials.



## Facts

- Bites through concrete and masonry with accuracy
- Cuts metal, cable, wood, sheet metal, rebar etc.
- Breaks up a wide variety of building materials
- Versatile uses, e.g. for gutting buildings
- Vibration-free
- Nearly dust and noise free
- Easy-to-handle and lightweight

## A complete system for different applications

The inserts can be changed easily in just a few minutes. The HCS8 Combi-Shears complement Darda's Hydraulic Rock and Concrete Splitters perfectly.

Both they can be connected to a Darda Hydraulic Power Unit. The maximum system pressure is 50 MPa. It is not possible to use both devices at the same time.

## Specifications | Combi-Shears HCS8

Type	Cutting force		Breaking force		Separating force		Jaw opening		Jaw depth		Weight		Length <sup>4</sup>	
	kN/t	lbf	kN/t	lbf	kN/t	lbf	mm	in	mm	in	kg	lb	mm	in
HCS8 J Concrete Jaw			86/8,8	19334			170	7	100	4	17	37	715	28
HCS8 B Brick Jaw			41/4,2	9217	27/2,8	6070	320	13	105	4	16	35	795	31
HCS8 S Sickle Blade <sup>3</sup>	267/27,2	60024					90	4	80	3	15	33	660	26
HCS8 C Shear <sup>1</sup>	267/27,2	60024			70/7	15726	250 <sup>2</sup>	9 7/8 <sup>2</sup>			15	33	720	28

<sup>1</sup> Cutting capacity:

- Ø 16 mm | 0.6 in
- └ 40 x 40 x 4 mm | 1.6 x 1.6 x 0.2 in
- Ø 40 x 2 mm | 1.6 x 0.1 in

<sup>2</sup> Jaw opening "expanding"

<sup>3</sup> Cutting capacity:

- Ø 60 x 1.5 mm | 2.4 x 0.1 in
- └ 80 x 80 x 3 mm | 3.1 x 3.1 x 0.1 in

<sup>4</sup> Without hydraulic hoses




# COMBI-SHEARS HCS8

## Typical applications and possibilities of use

### Functional description

The HCS8 Combi-Shears develop a high cutting or crushing force when closing the shears or jaws. A high breaking force is also generated when the tools are opened. Both are optimally utilized with the HCS8 Combi-Shears. Closing and opening can be accurately controlled via the control valve integrated into the device body. The working process can be controlled at all times.



### Twice as fast through brick and concrete

"Without the powerful HCS8 Combi-Shear from Darda, the demolition work would have taken about twice as long," confirms Mr. Rolf Haberer, owner of Echner Haberer GmbH in Geisingen/Germany. His company was entrusted with the demolition of masonry walls and concrete balustrades in the course of the reconstruction of surgical facilities. The high demolition power, rapid working mode, low noise operation and low dust load were the main advantages of using the HCS8 Combi-Shear.

### The most economical option

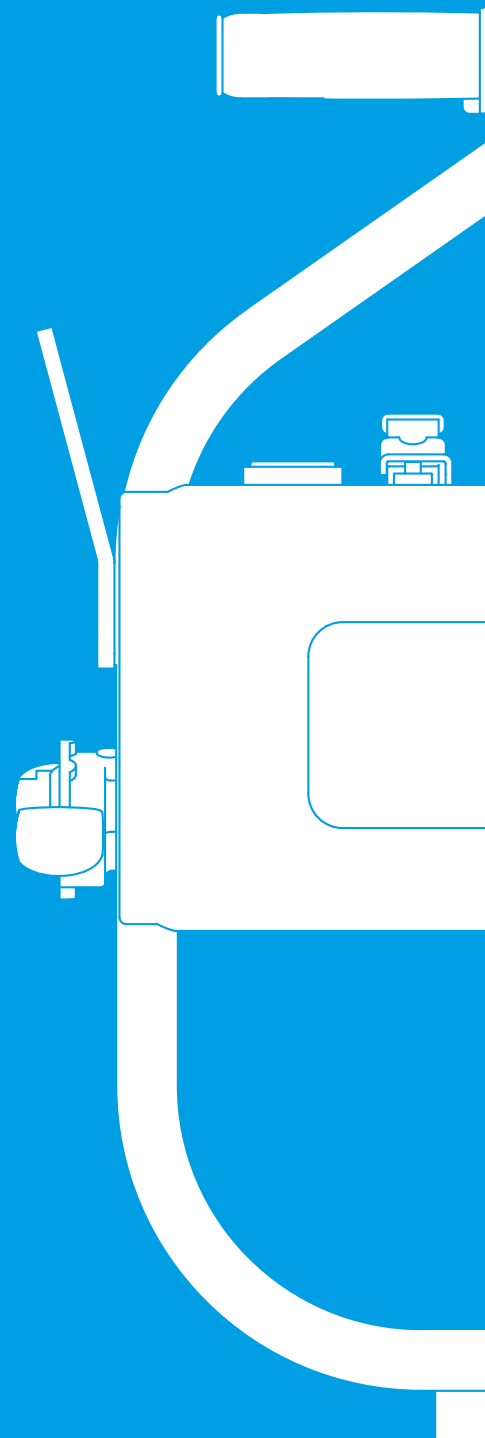
The HCS8 Combi-Shears are always preferred when, for example, excavators with appropriate attachments cannot be used on scaffolding, the use of a special crane with a concrete crusher is complicated and too expensive, or when blasting is not feasible. Especially when surrounding buildings and objects must not be damaged and business should continue undisturbed.





# HYDRAULIC POWER UNITS


Handheld demolition equipment



[Go to product film](#)



***darda***®



# HYDRAULIC POWER UNITS

The reliable companions

Our Hydraulic Power Packs are available in four different power systems.  
Depending on your requirements and demands, you will find the right solution!



**AP3** | Air motor



**BP3** | Gasoline engine



**EP3** | Electric motor



**D4 E** | Diesel engine

With the exception of the mobile diesel version, the basic model is identical for all portable units. All variants are equipped with the latest, perfected technology and upgraded with convenient and profitable details.

All Darda handheld Splitters and Combi-Shears can be combined with any of the four available power systems.

## General information Hydraulic Power Units

- Two-stage pump (low pressure and high pressure)
- Oil filter in return line
- Oil filler neck with sieve
- Mobile due to transport wheels and extendable handle bar
- Manifold block with pressure gage
- Oil level indicator with temperature display
- Connection of three devices possible
- Possibility of securing against start-up by third parties (accident prevention)
- Complies with Directive 2000/14/EC (noise emission)

## Accessories



Plug CEE  
16 A, 220-250 V



Plug CEE  
16 A, 220-380 V



Plug NEMA  
5-15R, 110 V



Safety box (GFCI ground  
fault circuit interrupter)



Quick couplings

## Specifications | Hydraulic Power Units

Type	Power system	Weight	Length	Width	Height	Flow rate Low- pressure stage	Flow rate High- pressure stage	Filling capacity, oil tank	L <sub>WA</sub>	Operating pressure High-pressure stage
		kg / lb	mm / in	mm / in	mm / in	l/min / gal/min	l/min / gal/min	l / gal	dB	MPa
AP3	Compressed air <sup>1</sup>	47 / 104	670 / 26	400 / 16	430 / 17	5,0 / 1.3	1,6 / 0.4	5,0 / 1.3	94	50
BP3	Gasoline	50 / 110	670 / 26	400 / 16	430 / 17	5,0 / 1.3	1,6 / 0.4	5,0 / 1.3	101	50
EP2 50 Hz	Electric 110 V	50 / 110	670 / 26	400 / 16	430 / 17	5,0 / 1.3	1,6 / 0.4	5,0 / 1.3	92	50
EP3 60 Hz	Electric 110 V	54 / 119	670 / 26	400 / 16	430 / 17	5,0 / 1.3	1,6 / 0.4	5,0 / 1.3	92	50
EP3 50 Hz	Electric 230 V / 400 V <sup>2</sup>	55 / 122	670 / 26	400 / 16	430 / 17	5,0 / 1.3	1,6 / 0.4	5,0 / 1.3	94	50
D4	Diesel	137 / 302	1180 / 46	720 / 28	730 / 29	-	5,4 / 1.4	10,0 / 2.6	-	50
D4 E	Diesel <sup>3</sup>	156 / 344	1180 / 46	720 / 28	730 / 29	-	5,4 / 1.4	10,0 / 2.6	-	50


<sup>1</sup> Max. 0.7 Mpa (7 bar), air consumption 47 - 195 m<sup>3</sup>/h    <sup>2</sup> Connection for 230V and 400V plugs with selector switch    <sup>3</sup> with electric starter

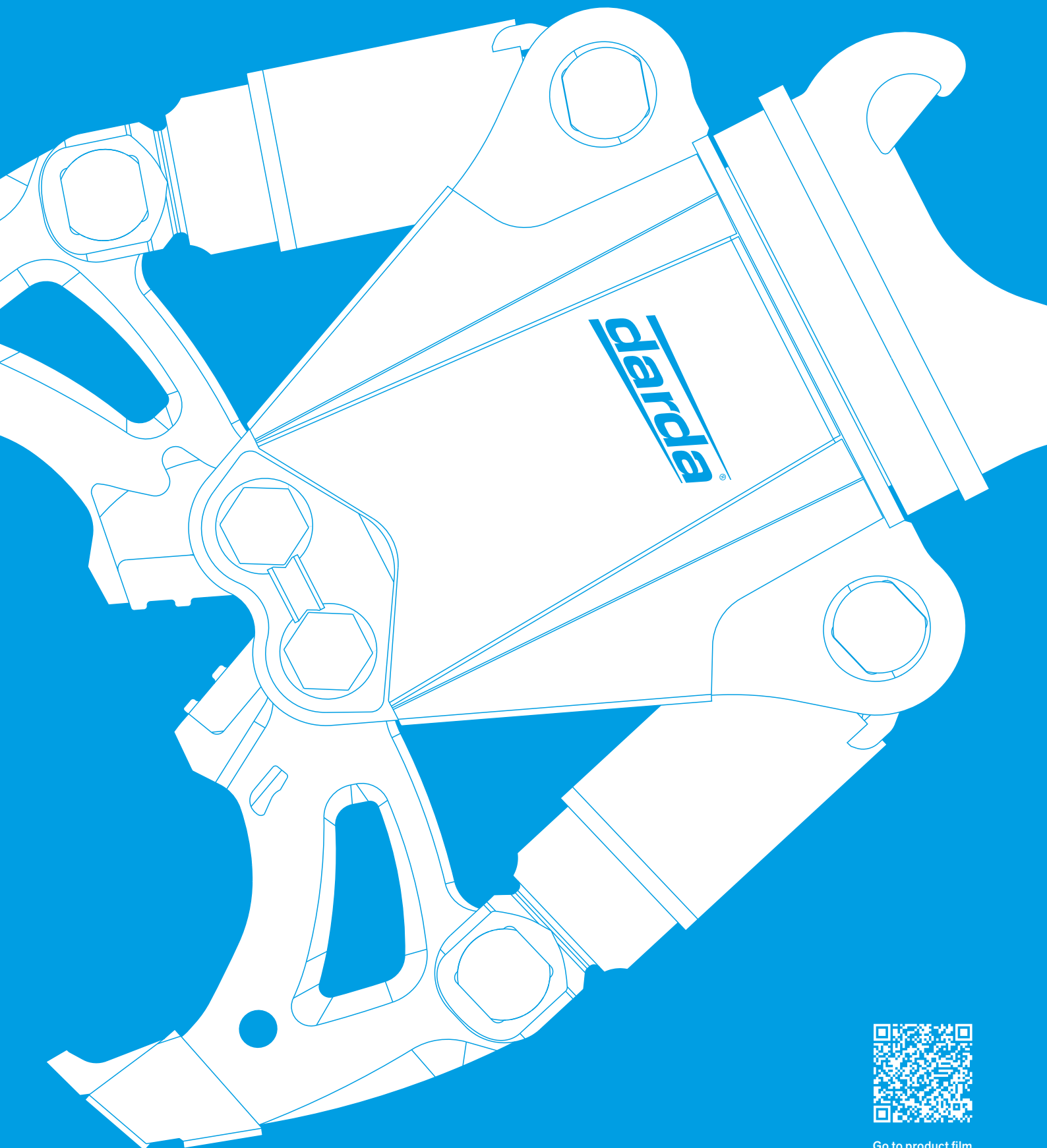
## Specifications | Power systems | Power Units

AP3   Air motor	BP3   Gasoline engine
Max. 0.7 Mpa (7 bar), air consumption 47 - 195 m <sup>3</sup> /h	Gasoline E10 unleaded, 91 Octane (ROZ)
<ul style="list-style-type: none"> <li>· Maintenance unit consisting of compressed air filter with automatic oil nebulizer</li> <li>· Restart protection (motor does not automatically restart after a loss of air supply)</li> <li>· Silencer</li> <li>· Rugged air motor</li> <li>· Ball valve with DN 20 claw coupling</li> <li>· Manifold for up to 3 device connections mounted</li> </ul>	<ul style="list-style-type: none"> <li>· Honda gasoline engine (professional)</li> <li>· Complies with CARB/EPA environmental and occupational health and safety guidelines</li> <li>· With standard nozzles, tested for altitudes up to 1500 m above sea level</li> <li>· With the optional nozzle kit tested up to 3000 m above sea level</li> <li>· Manifold for up to 3 device connections mounted</li> </ul>
EP2   EP3   Electric motor	D4   Diesel engine
110 V, 16.1 A, 1~, 50 Hz, plug CEE 16 A 230 V, 8.75 A, 1~, 50 Hz, plug CEE 16 A	110 V, 13.0 A, 1~, 60 Hz, plug NEMA 5-15R, 15 A
<ul style="list-style-type: none"> <li>· Thermal motor protection (overheating protection for the motor)</li> <li>· Undervoltage release (the motor does not restart automatically after a power failure)</li> <li>· Plug with phase inverter (to change the direction of motor rotation)</li> <li>· Suitable for indoor use</li> <li>· Manifold for up to 3 device connections mounted</li> </ul>	<ul style="list-style-type: none"> <li>· Diesel engine 3 - 7.5 kW Max. torque: 24.9 Nm</li> <li>· Exhaust gas limit value certified according to EU 2016/1628 Stage 5</li> <li>· Rugged Hatz brand engine with worldwide support</li> <li>· Very rugged and tilt resistant steel frame</li> <li>· Side mounting for transport of Splitters</li> <li>· Ideal for daily use in natural stone quarrying</li> <li>· Manifold for up to 5 device connections optional</li> </ul>

# CONCRETE CRUSHERS

Carrier-operated attachments





[Go to product film](#)

# CONCRETE CRUSHERS

**Best  
power-to-weight  
ratio on the market**

True powerhouses

Attachments for Brokk  
demolition robots and excavators  
from 0.7 to 15 tons

High-quality materials and the special pressure booster system designed and developed by Darda enable the Darda Concrete Crushers to achieve a high crushing force with a minimum weight. This makes them suitable for small carriers for which conventional crushers are too heavy. Thanks to their large opening width, they can break off very thick concrete pieces and also handle super hard and heavily reinforced concrete, which would otherwise only be possible with much larger crushers.

- The optimal attachment for every weight class
- Rugged booster system made by Darda
- Extremely large jaw openings
- Maintenance-friendly
- Stable in value

Optional with hydraulic rotary drive

Pivot bearing for 360° rotation

Integrated pressure booster

Exchangeable rebar blades

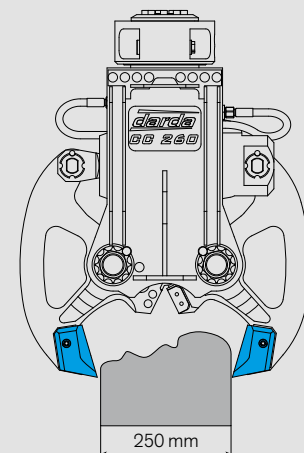
Exchangeable crushing tips

Additional crushing tips (optional)



# CONCRETE CRUSHER CC260

Great power in a small size



Crusher with standard crushing tips

## Specifications | Concrete Crusher CC260

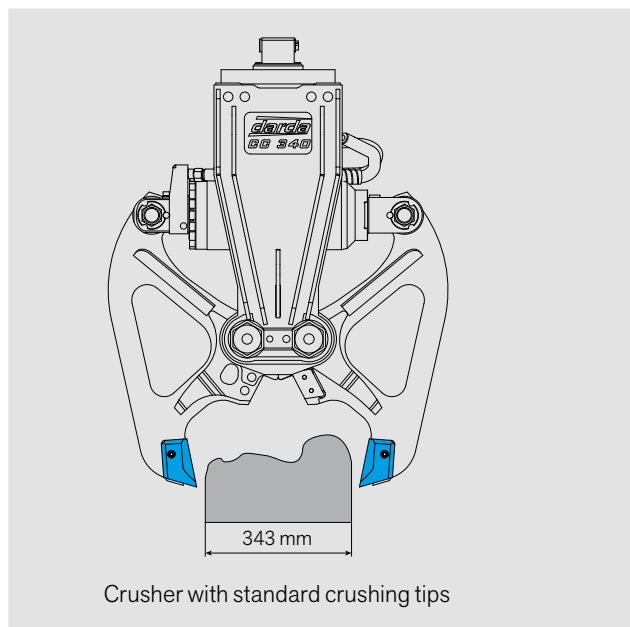
Dimensions and weight		
Length x Width x Height	700 x 550 x 200 mm	28 x 22 x 8 in
Jaw opening	250 mm	10 in
Penetration depth, approx.	120 mm	5 in
Weight <sup>1</sup>	74 kg	160 lb
Carriers		
Recommended carrier weight, max. <sup>2</sup>	1,2 t	2650 lb
Recommended Brokk machine	Brokk 70	
Hydraulic connection		
Connection pressure, min.	15,5 MPa	2248 psi
Connection pressure, max.	25 MPa	3626 psi
Oil flow, max.	30 l/min	8 gal/min
Operating pressure	50 MPa	7252 psi
Power output		
Crushing force, max.	220 kN (22 t)	49000 lbf
Cutting force, max.	420 kN (43 t)	94000 lbf
Cutting capacity, max.	1x Ø 16 mm	5/8 in

<sup>1</sup> Without mounting plate

<sup>2</sup> Depending on carrier lifting capacity

# CONCRETE CRUSHER CC340

Flyweight champion



## Specifications | Concrete Crusher CC340

Dimensions and weight		
Length x Width x Height	877 x 715 x 334 mm	34 x 28 x 13 in
Jaw opening	343 mm	14 in
Penetration depth, approx.	174 mm	7 in
Weight <sup>1</sup>	150 kg	330 lb
Carriers		
Recommended carrier weight, max. <sup>2</sup>	1,5 - 2,7 t	3310 - 5950 lb
Recommended Brokk machines	Brokk 110 / 120D	
Hydraulic connection		
Connection pressure, min.	16,5 MPa	2393 psi
Connection pressure, max.	25 MPa	3626 psi
Oil flow, min. - max.	25 - 100 l/min	7 - 27 gal/min
Operating pressure	47 MPa	6817 psi
Power output		
Crushing force, max.	360 kN (37 t)	81000 lbf
Cutting force, max.	950 kN (97 t)	214000 lbf
Cutting capacity, max.	1x Ø 30 mm	1 1/4 in

<sup>1</sup> Without mounting plate    <sup>2</sup> Depending on carrier lifting capacity

# CONCRETE CRUSHER CC440

The latest generation

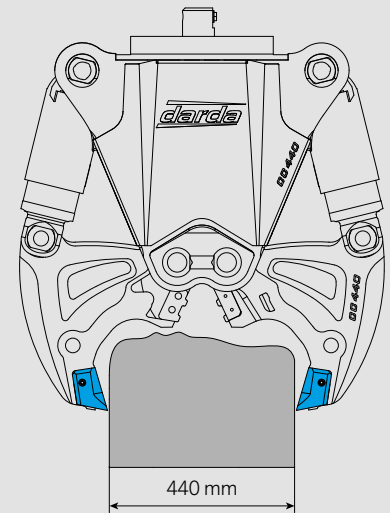


## Specifications | Concrete Crusher CC440

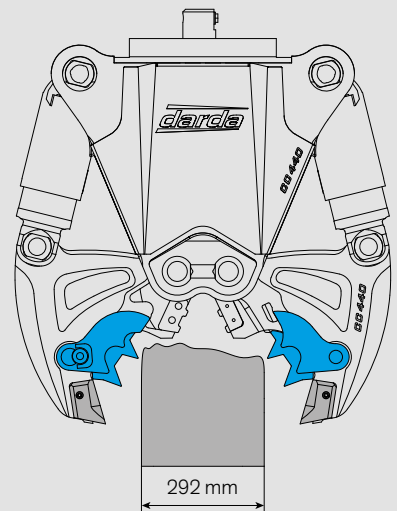
Dimensions and weight		
Length x Width x Height	868 x 846 x 330 mm	35 x 33 x 13 in
Jaw opening	440 mm	17 in
Penetration depth, approx.	202 mm	8 in
Weight <sup>1</sup>	235 kg	520 lb
Carriers		
Recommended carrier weight, max. <sup>2</sup>	2,5 - 4,5 t	5510 - 9920 lb
Recommended Brokk machine	Brokk 170	
Hydraulic connection		
Connection pressure, min.	17,5 MPa	2538 psi
Connection pressure, max.	25 MPa	3626 psi
Oil flow, min. - max.	40 - 100 l/min	11 - 27 gal/min
Operating pressure	50 MPa	7252 psi
Power output		
Crushing force A, max.	431 kN (44 t)	97000 lbf
Crushing force B, max. (optional)	568 kN (58 t)	128000 lbf
Cutting force, max.	1560 kN (159 t)	351000 lbf
Cutting capacity, max.	1x Ø 30 mm	1 1/4 in

<sup>1</sup> Without mounting plate

<sup>2</sup> Depending on carrier lifting capacity




Crusher with standard crushing tips



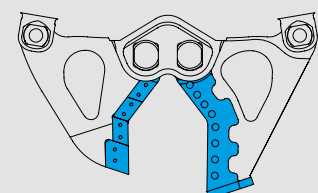
Crusher with additional crushing tips

## Available options



360° Hydraulic rotary drive

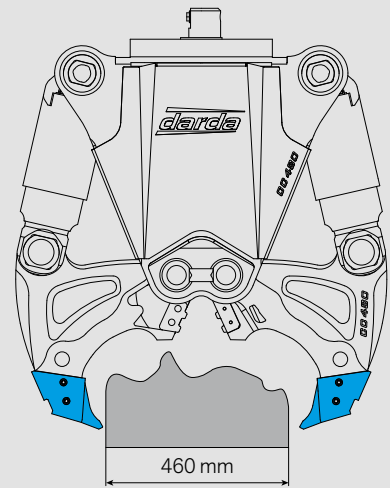
Additional crushing tip



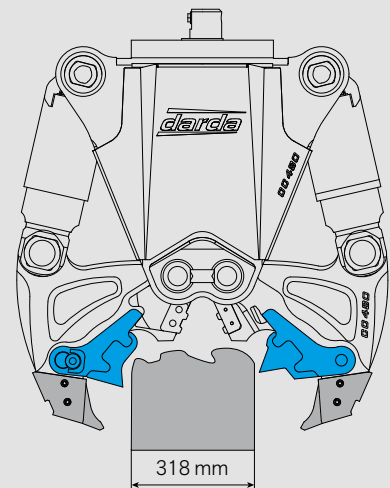
Jaw set / Steel Shear

# CONCRETE CRUSHER CC480

Compact and powerful



Crusher with standard crushing tips



Crusher with additional crushing tips

## Specifications | Concrete Crusher CC480

### Dimensions and weight

Length x Width x Height	903 x 857 x 330 mm	36 x 33 x 13 in
Jaw opening	460 mm	18 in
Penetration depth, approx.	194 mm	7.6 in
Weight <sup>1</sup>	275 kg	610 lb

### Carriers

Recommended carrier weight, max. <sup>2</sup>	4 - 6 t	8820 - 13230 lb
Recommended Brokk machine	Brokk 200	

### Hydraulic connection

Connection pressure, min.	17,5 MPa	2538 psi
Connection pressure, max.	25 MPa	3626 psi
Oil flow, min. - max.	40 - 100 l/min	11 - 27 gal/min
Operating pressure	50 MPa	7252 psi

### Power output

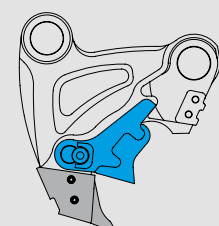
Crushing force A, max.	490 kN (50 t)	110000 lbf
Crushing force B, max. (optional)	667 kN (68 t)	150000 lbf
Cutting force, max.	1834 kN (187 t)	412000 lbf
Cutting capacity, max.	1x Ø 30 mm	1 1/4 in

<sup>1</sup> Without mounting plate    <sup>2</sup> Depending on carrier lifting capacity

## Available options



360° Hydraulic rotary drive



Additional crushing tip

# CONCRETE CRUSHER CC580

The reliable powerhouse

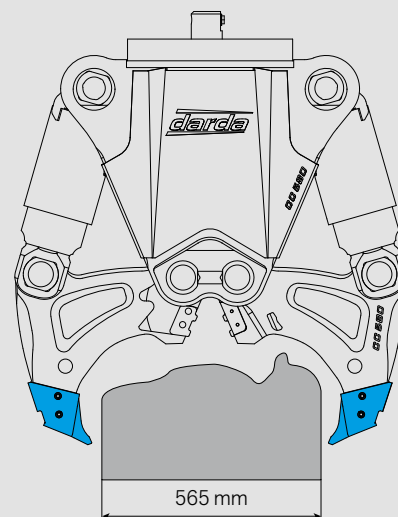


## Specifications | Concrete Crusher CC580

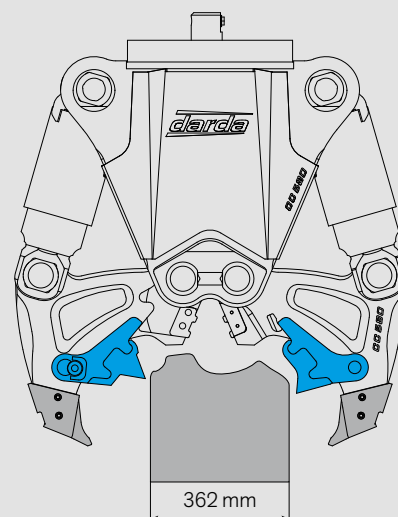
Dimensions and weight		
Length x Width x Height	967 x 934 x 400 mm	38x36x16 in
Jaw opening	565 mm	22 in
Penetration depth, approx.	239 mm	9.4 in
Weight <sup>1</sup>	360 kg	790 lb
Carriers		
Recommended carrier weight, max. <sup>2</sup>	5,5 - 9 t	12130 - 19840 lb
Recommended Brokk machine	Brokk 300	
Hydraulic connection		
Connection pressure, min.	17,5 MPa	2538 psi
Connection pressure, max.	25 MPa	3626 psi
Oil flow, min. - max.	40 - 100 l/min	11 - 27 gal/min
Operating pressure	50 MPa	7252 psi
Power output		
Crushing force A, max.	530 kN (54 t)	119000 lbf
Crushing force B, max. (optional)	814 kN (83 t)	183000 lbf
Cutting force, max.	2324 kN (237 t)	523000 lbf
Cutting capacity, max.	1x Ø 30 mm	1 1/4 in

<sup>1</sup> Without mounting plate

<sup>2</sup> Depending on carrier lifting capacity



Crusher with standard crushing tips

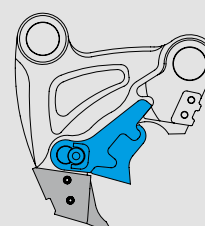


Crusher with additional crushing tips

## Available options



360° Hydraulic rotary drive



Additional crushing tip

# CONCRETE CRUSHER CC700

The strongest in its weight class

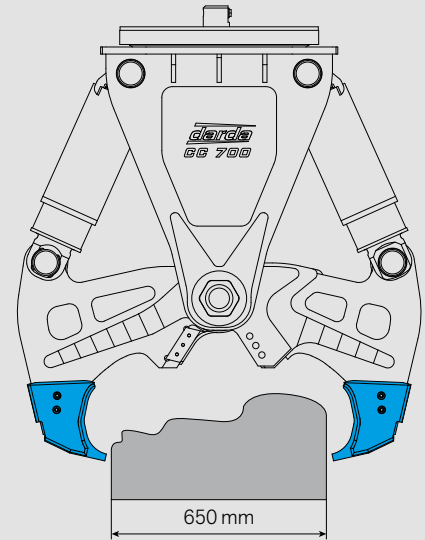


## Specifications | Concrete Crusher CC700

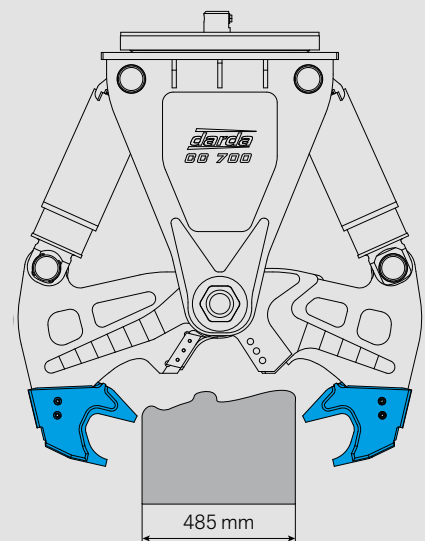
Dimensions and weight		
Length x Width x Height	1226 x 1140 x 562 mm	48 x 45 x 22 in
Jaw opening	650 mm	26 in
Penetration depth, approx.	263 mm	10 in
Weight <sup>1</sup>	535 kg	1180 lb
Carriers		
Recommended carrier weight, max. <sup>2</sup>	7 - 15 t	15430 - 33070 lb
Recommended Brokk machines	Brokk 500 / 520D / 900	
Hydraulic connection		
Connection pressure, min.	17,5 MPa	2538 psi
Connection pressure, max.	25 MPa	3626 psi
Oil flow, min. - max.	25 - 100 l/min	7 - 27 gal/min
Operating pressure	50 MPa	7252 psi
Power output		
Crushing force A, max.	680 kN (70 t)	153000 lbf
Crushing force B, max. (optional)	1141 kN (116 t)	256000 lbf
Cutting force, max.	2174 kN (222 t)	489000 lbf
Cutting capacity, max.	1x Ø 30 mm	1 1/4 in

<sup>1</sup> Without mounting plate

<sup>2</sup> Depending on carrier lifting capacity



Crusher with standard crushing tips

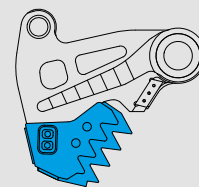


Crusher with double crushing tips

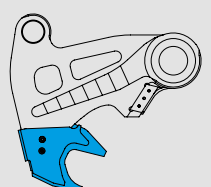
## Available options



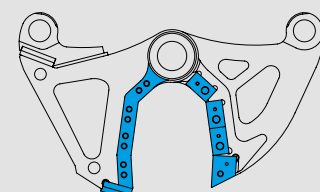
360° Hydraulic rotary drive



Multi crushing tip














Double crushing tip



Jaw set / Steel Shear

# CONCRETE CRUSHERS

## Summary table

Type		Jaw opening		Crushing force		Cutting capacity		Weight		BROKK Type	Recommended carrier weight, max.	
		mm	in	kN	lbf	Ø mm	in	kg	lb		t	lb
CC260		250	10	220	49000	16	0.6	74	160	70	1,2	2650
CC340		343	14	360	81000	30	1.1	150	330	110 120D	1,5 - 2,7	3310 - 5950
CC440		440	17	431	97000	30	1.1	235	520	170	2,5 - 4,5	5510 - 9920
CC440 Incl. hydraulic rotary drive		440	17	431	97000	30	1.1	280	620	170	2,5 - 4,5	5510 - 9920
CC480		460	18	490	110000	30	1.1	275	610	200	4 - 6	8820 - 13230
CC480 Incl. hydraulic rotary drive		460	18	490	110000	30	1.1	320	710	200	4 - 6	8820 - 13230
CC580		565	22	530	119000	30	1.1	360	790	300	5,5 - 9	12130 - 19840
CC580 Incl. hydraulic rotary drive		565	22	530	119000	30	1.1	420	930	300	5,5 - 9	12130 - 19840
CC700		650	26	680	153000	30	1.1	535	1180	500 520D 900	7 - 15	15430 - 33070
CC700 Incl. hydraulic rotary drive		650	26	680	153000	30	1.1	595	1310	500 520D 900	7 - 15	15430 - 33070

# CONCRETE CRUSHERS

## Typical applications and possibilities of use

### Class instead of mass

The partial demolition of buildings often poses a great challenge because part of the structure must remain intact. These challenges can be mastered with flying colors using standard carriers or a Brokk Demolition Robot equipped with Darda Concrete Crushers.


### Advantages

A working method that is as low noise, low dust and low vibration as possible and a high safety standard with regard to the remaining parts of the building.



**Sensitive  
building  
demolition**





# CONCRETE CRUSHERS

Typical applications and possibilities of use

## David vs. Goliath in demolition

In the sensitive top-down demolition of high-rise buildings, the use of Darda Concrete Crushers has repeatedly proven to be the best and most effective method. Conventional demolition methods are often not possible due to strict noise, dust and vibration regulations. And their usability and high level of control also make them indispensable in chimney demolition.



**Perfect for  
limited ceiling  
capacity**




# CONCRETE CRUSHERS

Typical applications and possibilities of use



### Rapid demolition in confined spaces


What are the options when a relatively large amount of extremely hard, reinforced concrete has to be demolished in basement rooms with limited access and space? And - as always - in the shortest possible time? With their sensational power to weight ratio, Darda Crushers are the number one problem solver whenever there is little space available at the demolition site or large tools cannot be used, but still a lot of power is required.

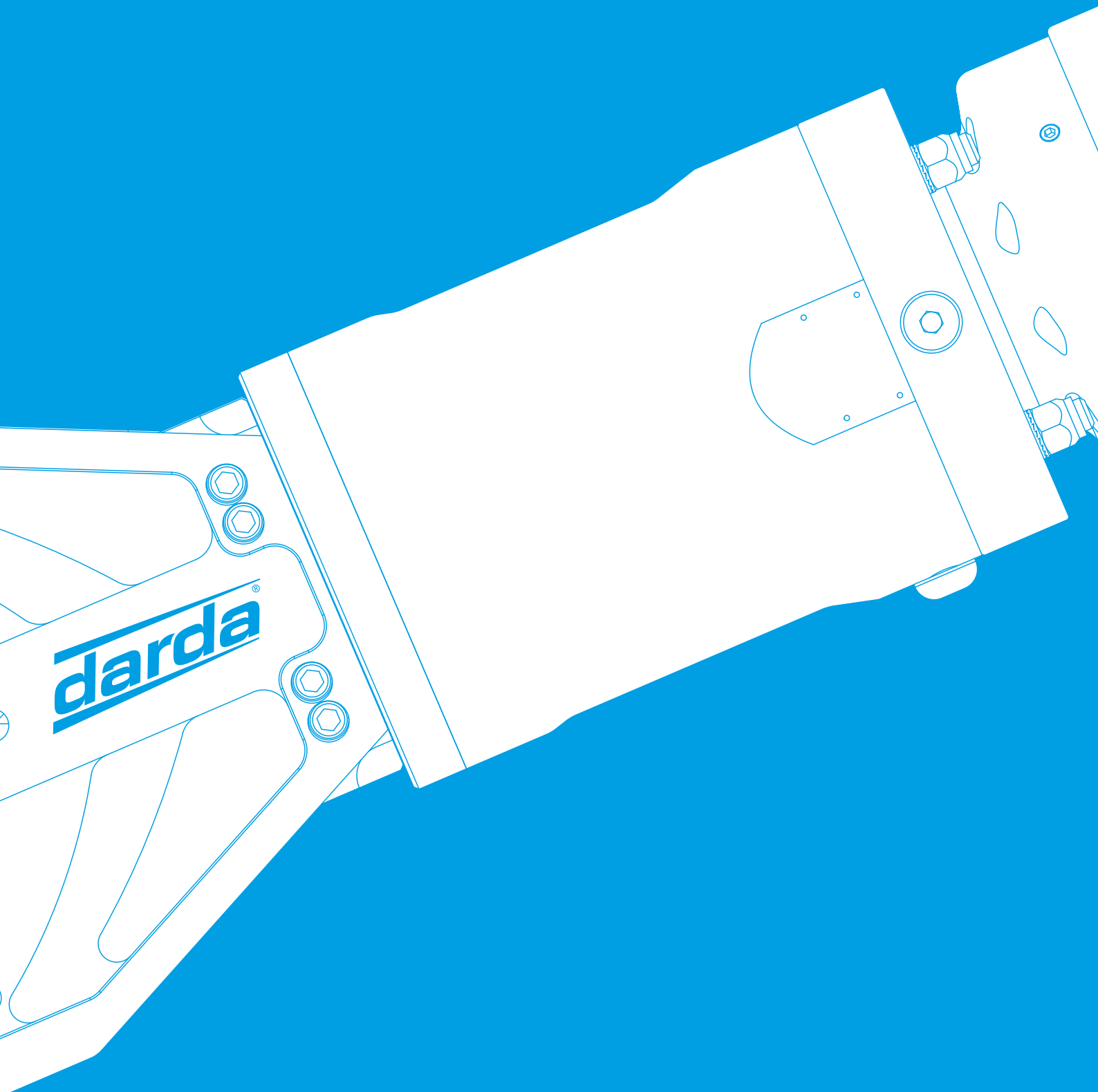


**Constricted  
interior demolition /  
core removal**

# STEEL SHEARS

Carrier-operated attachments





Go to product film  
Multi Cutters



Go to product film  
Steel Shears

# STEEL SHEARS

Maximum power for the best cut

High-quality materials and the special pressure booster system designed and developed by Darda enable the Darda Steel Shears to achieve high cutting power with minimum weight. Thanks to its large jaw opening, even large sheet metal profiles can be cut easily and safely where other shears fail.

For carriers from 3 - 15 tons.

**360°  
Rotary Drive**

For precise positioning  
of the Shear

Hydraulic  
rotary drive

Integrated  
pressure booster

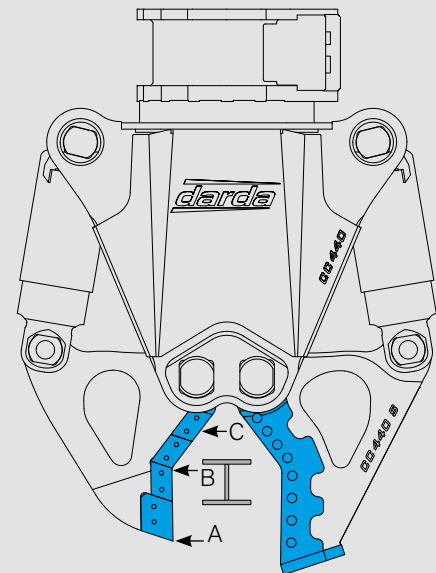
Exchangeable  
cutting heads

Pivot bearing for  
360° rotation



CC700 S: convertible  
to Concrete Crusher

# STEEL SHEAR CC440 S



## Facts

- Extremely powerful even on small carriers
- Ideal for indoor use
- Exchangeable cutting heads
- Cutting power independent of carrier
- Large jaw opening for easy positioning
- Ideal for cutting large steel pipes
- 360° rotary drive for precise positioning of the shear

## Specifications | Steel Shear CC440 S

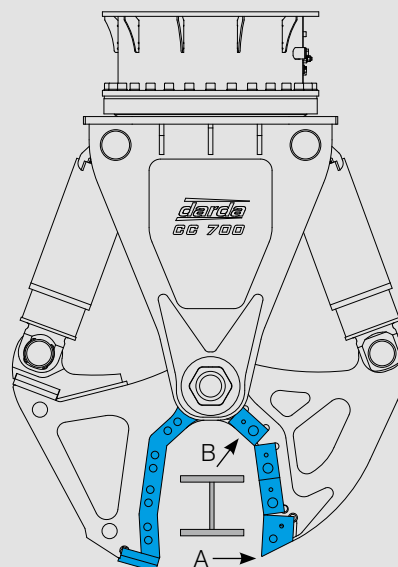
Dimensions and weights		
Length x Width x Height	1072 x 794 x 340 mm	42 x 31 x 13 in
Jaw opening	204 mm	8 in
Cutting depth, approx.	307 mm	12 in
Weight <sup>1</sup>	275 kg	610 lb
Carriers		
Recommended carrier weight, max. <sup>2</sup>	3 - 6 t	6610 - 13230 lb
Recommended Brokk machines		Brokk 200 / 300
Hydraulic connection		
Connection pressure, min.	17,5 MPa	2538 psi
Connection pressure, max.	25 MPa	3626 psi
Oil flow, min. - max.	40 - 100 l/min	11 - 27 gal/min
Rotary drive connection pressure, max.	20 MPa	2901 psi
Rotary drive oil flow, max.	50 l/min	13 gal/min
Operating pressure	50 MPa	7252 psi
Power output		
Cutting force A, max.	436 kN (44 t)	98000 lbf
Cutting force B, max.	748 kN (76 t)	168000 lbf
Cutting force C, max.	1123 kN (114 t)	252000 lbf
Cutting capacity (selection of max. profiles) <sup>3</sup>		
┐ DIN 1025 - S235 - IPE 120	┘ DIN 1026 - S235 - U 140	┐ DIN 1025 - S235 - HEA 120
└ EN 10056 - S235 - 200x100x10 mm   7.9x3.9x0.39 in	┘ EN 10219 - S235 - 140x80x6 mm   5.5x3.1x0.24 in	○ EN 10219 - S235 - 193,7x8 mm   7.6x0.31 in
○ EN 10216 - X5CrNi18-10 - 168,3x5 mm   6.6x0.2 in		

<sup>1</sup> Without mounting plate

<sup>2</sup> Depending on carrier lifting capacity

<sup>3</sup> Depends on work situation








# STEEL SHEAR CC700 S



## Facts

- Extremely powerful even on small carriers
- Ideal for indoor use
- Exchangeable cutting heads
- Cutting power independent of carrier
- Large jaw opening for easy positioning
- Ideal for cutting large steel pipes
- 360° rotary drive for precise positioning of the shear

## Specifications | Steel Shear CC700 S

Dimensions and weights		
Length x Width x Height	1475 x 1037 x 562 mm	58 x 41 x 22 in
Jaw opening	268 mm	11 in
Cutting depth, approx.	359 mm	14 in
Weight <sup>1</sup>	625 kg	1380 lb
Carriers		
Recommended carrier weight, max. <sup>2</sup>	7 - 15 t	15430 - 33070 lb
Recommended Brokk machines		Brokk 500 / 520D / 900
Hydraulic connection		
Connection pressure, min.	17,5 MPa	2538 psi
Connection pressure, max.	25 MPa	3626 psi
Oil flow, min. - max.	25 - 100 l/min	7 - 27 gal/min
Rotary drive connection pressure, max.	20 MPa	2901 psi
Rotary drive oil flow, max.	70 l/min	18 gal/min
Operating pressure	50 MPa	7252 psi
Power output		
Cutting force A, max.	647 kN (66 t)	145000 lbf
Cutting force B, max.	1840 kN (188 t)	410000 lbf
Cutting capacity (selection of max. profiles) <sup>3</sup>		
 DIN 1025 - S235 - IPE 200	 DIN 1026 - S235 - U 200	 DIN 1025 - S235 - HEA 180
 EN 10056 - S235 - 200x150x12mm   7.9x5.9x0.47 in	 EN 10219 - S235 - 250x150x8mm   9.8x5.9x0.31 in	 EN 10219 - S235 - 244,5x10mm   9.6x0.39 in
 EN 10216 - X5CrNi18-10 - 219,1 x 8 mm (stainless steel)   8.6 x 0.31 in		

<sup>1</sup> Without mounting plate

<sup>2</sup> Depending on carrier lifting capacity

<sup>3</sup> Depends on work situation



# STEEL SHEARS

Typical applications and possibilities of use

Whether as an attachment on an excavator, truck crane or Brokk demolition robot: This strong and rugged Steel Shears can master many different tasks – even the exceptional ones! Anything is possible: like the scrapping of plane wrecks at an air base as seen here.



Risk of explosion in an underground cavern storage facility – how can the aboveground pipe system be safely and quickly dismantled? The Darda CC700 S Steel Shear makes this type of work possible.

Concrete Crushers are frequently used in all types of demolition work and often need to be supported by cutting tools that can be flexibly equipped or exchanged. The CC440 S and CC700 S Steel Shears can be converted to Concrete Crushers and vice versa.



# TANK CUTTER TC120

## Continuous cold cutting

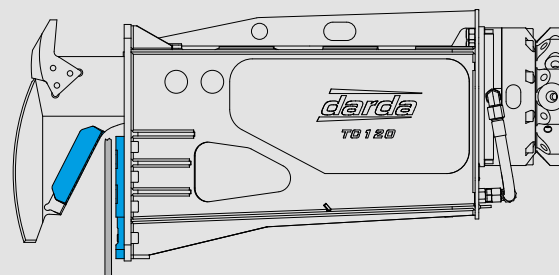
The high-performance Tank Cutter is ideal for indoor use due to the pressure booster system designed and developed by Darda, even with small carriers of the 3 to 8 ton class.

Steel tanks and plates up to 15 mm | 0.6 inch thickness can be reliably cut "cold" using the carrier-operated Tank Cutter. Increase your productivity and even cut up coated tanks with residual contents worry-free.



## Facts

- Cold cut alternative to flame cutting or abrasive cutting
- Ideal for dismantling tanks and plates in buildings
- Adjustable blade clearance for thick and thin sheet metal gages
- Exchangeable blades
- Up to 20 cm | 8 inch per cut
- Maintenance-friendly and rugged



## Specifications | Tank Cutter TC120

Dimensions and weights		
Length x Width x Height	1200 x 430 x 528 mm	47.3 x 16.9 x 20.8 in
Jaw opening	125 mm	4.9 in
Weight <sup>1</sup>	270 kg	594 lb
Carriers		
Recommended carrier weight <sup>2</sup>	3 - 8 t	6610 - 17640 lb
Recommended Brokk machines	Brokk 200 / 300	
Hydraulic connection		
Connection pressure, min.	17,5 MPa	2538 psi
Connection pressure, max.	25 MPa	3626 psi
Oil flow, min. - max.	25 - 100 l/min	7 - 27 gal/min
Rotary drive connection pressure, max.	25 MPa	3626 psi
Rotary drive oil flow, max.	50 l/min	13 gal/min
Operating pressure	42 MPa	6092 psi
Power output		
Cutting force, max.	590 kN (60 t)	132300 lbf
Cutting capacity (selection of profiles)		
— VA2	t = 12 mm	0.47 in
— S355	t = 15 mm	0.59 in
○	Ø 95 x 5 mm	3.75 x 0.2 in

<sup>1</sup> Without mounting plate

<sup>2</sup> Depending on carrier lifting capacity

# TANK CUTTER TC120

## Typical applications and possibilities of use

Whether in scrapping, cutting up metal structures, as a supplement in industrial demolition or in cramped interior demolition/core removal – the Darda Tank Cutter can do it all! Its cold and draw cut functionality sets the Darda Tank Cutter apart from the conventional methods of flame cutting or grinding, especially with flammable residual contents.

This picture shows the dismantling of train waggons.



**Finally: safe cold cutting**

The Darda TC120 opens up completely new markets! Demolition and recycling professionals are enthusiastic about the functionality of the innovative, carrier-operated cutting tool for mini-excavators in the 3 to 8 ton class as well as for the Brokk 200 and 300 demolition robots. During continuous cutting, the Tank Cutter is held securely in the cutting gap. Even curved cuts are possible with the conical neck. The punched cutting gap is approx. 5 cm | 2 inch. Coated or uncoated tanks, steel walls, plates, pipelines etc. can be cut easily and effectively.



# REBAR CUTTER MB200

Powerful, safe cutting, without sparks

The MB200 is a compact hydraulic Rebar Cutter designed for cold and safe cutting of reinforcing steel up to Ø 32 mm (ASTM A615 #10). With no sparks or open flame, it ensures maximum safety in demolition and dismantling applications.

Thanks to its high cutting force and compact design, the MB200 delivers precise and reliable performance even on confined job sites – a powerful solution for fast, safe, and efficient steel cutting.

For carriers from 1.2 - 2.8 t.



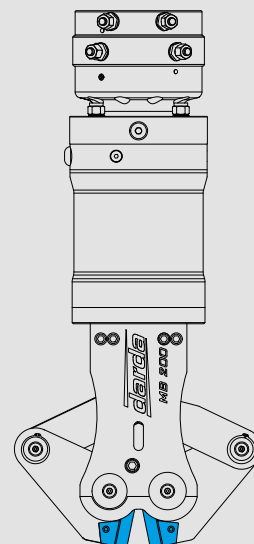
360° hydraulic rotary drive

Slim design

Easy and quick replacement of cutting inserts

## Facts

- Cuts high-strength reinforcing steel up to Ø 32 mm (ASTM A615 #10)
- Cold-cutting process – no sparks, no open flame
- Precise cuts even in demanding conditions
- Easy and quick replacement of cutting inserts
- Developed for demolition, dismantling, and the precise cutting of reinforcing steel



## Specifications | Rebar Cutter MB200

Dimensions and weight		
Length x Width x Height	895 x 415 x 232 mm	35.2 x 16.3 x 9.1 in
Jaw opening	110 mm	4.3 in
Cutting depth, approx.	70 mm	2.5 in
Weight <sup>1</sup>	165 kg	363 lb
Carriers		
Recommended carrier weight, max. <sup>2</sup>	1,2 - 2,8 t	2640 - 6160 lb
Recommended Brokk machines	Brokk 110/120D / 170	
Hydraulic connection		
Connection pressure, min.	17,5 MPa	2538 psi
Connection pressure, max.	19 MPa	2756 psi
Oil flow, min. - max.	25 - 60 l/min	7 - 16 gal/min
Rotary drive connection pressure, max.	19 MPa	2756 psi
Rotary drive oil flow, max.	60 l/min	16 gal/min
Power output		
Cutting force, max.	2059 kN (210 t)	462900 lbf
Cutting capacity (selection of profiles)		
● Ø 32 mm S355	ASTM A615 #10	

<sup>1</sup> Without mounting plate

<sup>2</sup> Depending on carrier lifting capacity

# REBAR CUTTER

## MB200

---

### Typical applications and Possibilities of use

The MB200 Rebar Cutter is a compact hydraulic cutting tool designed for the reliable separation of high-strength reinforcing steel. It cuts rebar up to  $\varnothing 32$  mm (ASTM A615 #10) using a cold-cutting process – with no sparks and no open flame.

Compared to conventional cutting methods such as cut-off grinders, saws, or oxygen lances, the MB200 Rebar Cutter significantly reduces risks for the operator. It enables controlled and safe operation even in demanding working environments.

Designed for demolition, dismantling, and the precise cutting of reinforcing steel, the MB200 combines high cutting force with a compact and easy-to-handle design.

Thanks to its compact construction, the MB200 Rebar Cutter operates powerfully and cleanly even in confined jobsite conditions, providing a high-performance solution for professionals who need to cut steel quickly, safely, and reliably.





# MULTI CUTTERS

Simply the right way of cutting

Darda Multi Cutters, the universal cutting tools with a maximum jaw opening of 350 mm | 14 inch, are true champions of building coring work. They cut supply lines and pipes, cables, steel beams and much more.

For carriers from 1.2 - 9 tons.



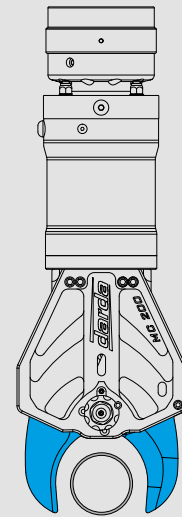
360° Hydraulic rotary drive

Slim design

Exchangeable cutting blades on MC300  
Easy to regrind on MC200

# MULTI CUTTER MC200

Break-up work  
at a high level



## Facts

- 50 t | 110200 lbf cutting force
- Ideal for building core removal
- Simple regrinding of blades
- High productivity
- Low wear costs

## Specifications | Multi Cutter MC200

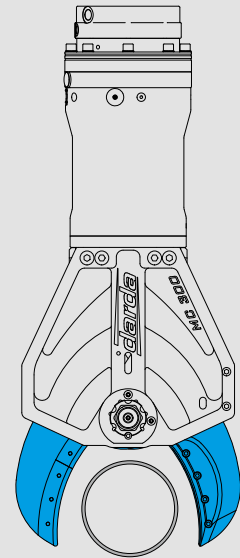
Dimensions and weight		
Length x Width x Height	1000 x 232 x 334 mm	39.4 x 9.1 x 13.1 in
Jaw opening	200 mm	7.9 in
Weight <sup>1</sup>	147 kg	323.4 lb
Carriers		
Recommended carrier weight, max. <sup>2</sup>	1,2 - 2,8 t	2640 - 2160 lb
Recommended Brokk machines	Brokk 110 /120D / 170	
Hydraulic connection		
Connection pressure, min.	17,5 MPa	2538 psi
Connection pressure, max.	19 MPa	2756 psi
Oil flow, min. - max.	25 - 60 l/min	7 - 16 gal/min
Rotary drive connection pressure, max.	19 MPa	2756 psi
Rotary drive oil flow, max.	60 l/min	16 gal/min
Operating pressure	19 MPa	2756 psi
Power output		
Cutting force, max.	490 kN (50 t)	110200 lbf
Cutting capacity (selection of profiles)		
⊙ Ø 150 mm	6 in	
┌ 100 x 55 x 6,3 mm	3.9 x 2.2 x 0.25 in	
○ Ø 90 x 4 mm	3.5 x 0.16 in	
— 80 x 8 mm (stainless steel)	3.1 x 0.31 (stainless steel)	

<sup>1</sup> Without mounting plate

<sup>2</sup> Depending on carrier lifting capacity

# MULTI CUTTER MC300

Highest cutting force with low weight



## Facts

- 60 t | 132300 lbf cutting force
- Ideal for building core removal
- Simple regrinding of blades
- High productivity
- Low wear costs

## Specifications | Multi Cutter MC300

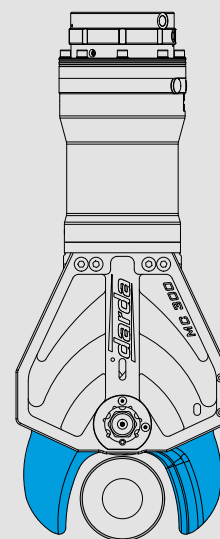
Dimensions and weight		
Length x Width x Height	1275 x 300 x 538 mm	50.2 x 11.8 x 21.2 in
Jaw opening	350 mm	13.8 in
Weight <sup>1</sup>	310 kg	682 lb
Carriers		
Recommended carrier weight, max. <sup>2</sup>	2,5 - 9 t	5510 - 19840 lb
Recommended Brokk machines	Brokk 200 / 300	
Hydraulic connection		
Connection pressure, min.	17,5 MPa	2538 psi
Connection pressure, max.	19 MPa	2756 psi
Oil flow, min. - max.	25 - 60 l/min	7 - 16 gal/min
Rotary drive connection pressure, max.	19 MPa	2756 psi
Rotary drive oil flow, max.	60 l/min	16 gal/min
Operating pressure	19 MPa	2756 psi
Power output		
Cutting force, max.	590 kN (60 t)	132300 lbf
Cutting capacity (selection of profiles)		
I 120 x 64 x 6,3 mm	4.7 x 2.5 x 0.25 in	
○ Ø 140 x 4,85 mm	5.5 x 0.19 in	
— 80 x 15 mm (stainless steel)	3.1 x 0.6 in (stainless steel)	

<sup>1</sup> Without mounting plate

<sup>2</sup> Depending on carrier lifting capacity

# MULTI CUTTER MC300 CABLE CUTTER

Sharp cut with  
low weight



## Facts

- 60 t | 132300 lbf cutting force
- Ideal for cutting cable up to Ø 200 mm
- Simple regrinding of jaws
- High productivity

## Specifications | Multi Cutter MC300 Cable Cutter

Dimensions and weight		
Length x Width x Height	1270 x 300 x 538 mm	50 x 11.8 x 21.2 in
Jaw opening	330 mm	13 in
Weight <sup>1</sup>	300 kg	663 lb
Carriers		
Recommended carrier weight, max. <sup>2</sup>	2,5 - 9 t	5510 - 19840 lb
Recommended Brokk machines	Brokk 200 / 300	
Hydraulic connection		
Connection pressure, min.	17,5 MPa	2538 psi
Connection pressure, max.	19 MPa	2756 psi
Oil flow, min. - max.	25 - 60 l/min	7 - 16 gal/min
Rotary drive connection pressure, max.	19 MPa	2756 psi
Rotary drive oil flow, max.	60 l/min	16 gal/min
Operating pressure	19 MPa	2756 psi
Power output		
Cutting force, max.	590 kN (60 t)	132300 lbf
Cutting capacity (selection of profiles)		
☉ Ø 200 mm	7.87 in	

<sup>1</sup> Without mounting plate

<sup>2</sup> Depending on carrier lifting capacity

# MULTI CUTTERS



## Typical applications and possibilities of use

The carrier-operated Multi Cutters offer a high power/weight ratio in a slim and compact design. With this, Darda covers the wide range of requirements for a lightweight, economical steel cutting tool for small carriers to be used in difficult to access places.

The Multi Cutters stand for safe and efficient cutting of steel material, utility lines and cables in a variety of industries including demolition, core removal, construction and nuclear. Due to their low weight, they can tear down installations and do lift work without affecting the stability of the Brokk machine or excavator. The 360° rotary drive enables precise positioning.


This modern tools open up new possibilities for you, especially in terms of speed and safety. Because as a demolition specialist, you are very often dependent on compact size and low weight, but you cannot do without power and performance.

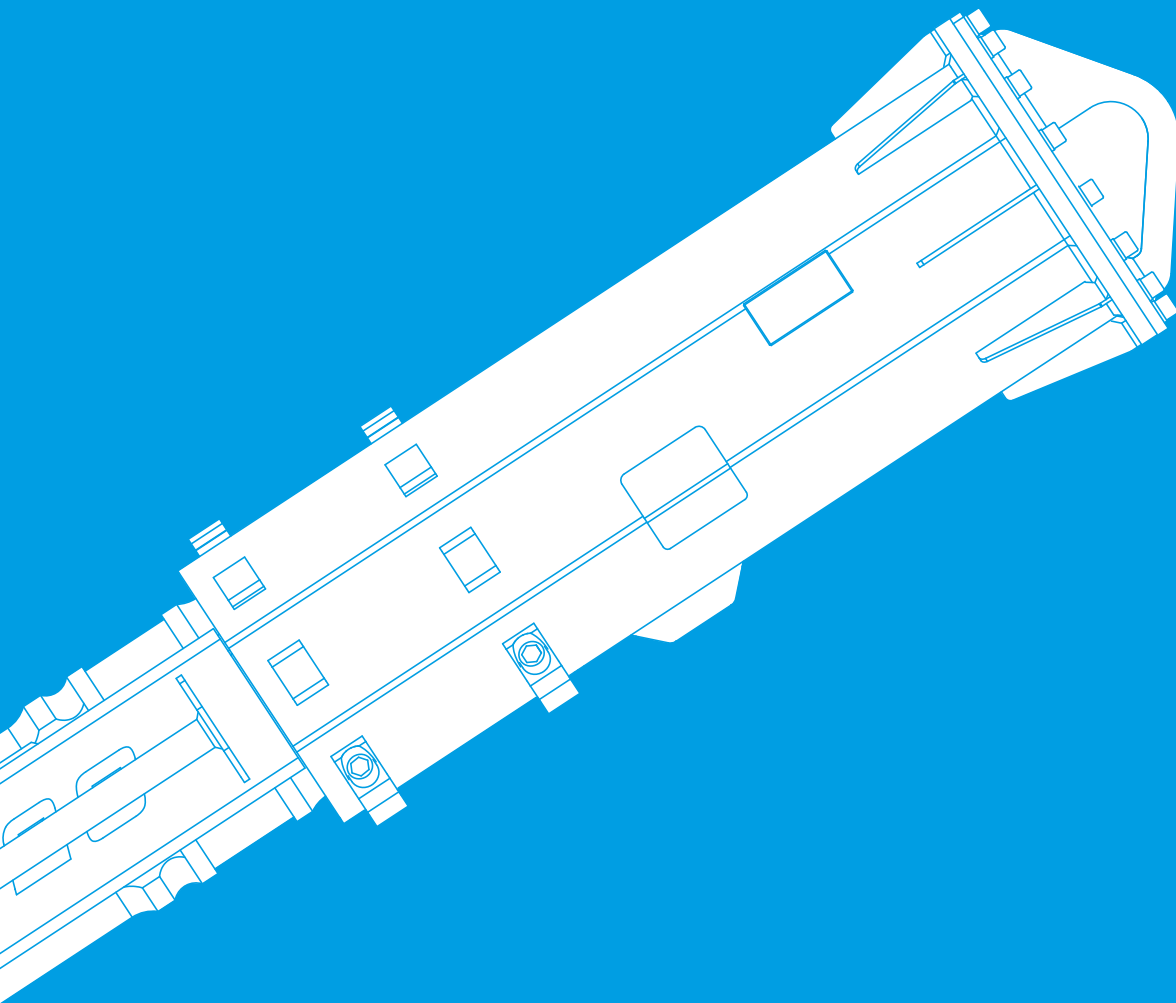




# ROCK SPLITTERS

Carrier-operated attachments





Go to product film

# ROCK SPLITTERS

## C20

Carrier-operated splitting –  
safe and highly productive

The Hydraulic Rock Splitters convince with their high productivity and safety in operation. With a high splitting force that is independent of the input pressure and a slim yet rugged design, they are designed for a wide range of rock demolition applications. The Rock Splitters are also ideal for use in confined conditions, such as tunnel, trench or foundation work.

Depending on type and composition of the rock, there are two possible lengths of wedge set to choose from. For horizontal and vertical use with diverse and special splitting requirements. And best of all: Due to the automatic lubrication system, no manual greasing of the wedge set is necessary.

For carriers from 5 - 7 tons.

With optional 360° rotary drive

Integrated pressure booster

**Up to 1800 t  
splitting force**

Two different  
mounting options

Integrated automatic  
wedge lubrication system

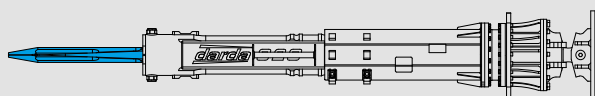
Wedge set in two sizes



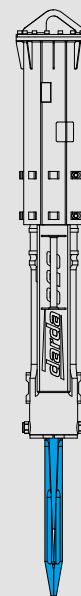
## Facts

- Easy replacement of wear parts
- Rotatable and very maneuverable
- Automatic wedge lubrication
- Multiple mounting options
- Lowest power-to-weight ratio on the market
- Use even under water

### C20 J



### C20 C



## Specifications | Rock Splitters C20

Dimensions and weight	Vertical		Horizontal	
	C20 C		C20 J	
Length <sup>1</sup> x Width x Height	1720 x 305 x 394 mm	68 x 12 x 16 in	2153 x 450 x 420 mm	85 x 18 x 17 in
Weight with N-wedge set <sup>2</sup>	300 kg	660 lb	390 kg	860 lb
<b>Carriers</b>				
Recommended carrier weight <sup>3</sup>	5 - 7 t		11000 - 15400 lb	
Recommended Brokk machines	Brokk 300 / 500 / 520D			
<b>Hydraulic connection</b>				
Connection pressure, min.	17,5 MPa		2540 psi	
Connection pressure, max.	22 MPa		3190 psi	
Oil flow, min. - max.	25 - 80 l/min		7 - 21 gal/min	
Rotary drive connection pressure, max.	22 MPa		3190 psi	
Rotary drive oil flow, max.	30 l/min		8 gal/min	
Operating pressure	50 MPa		7250 psi	
<b>Wedge set</b>				
Wedge set length N / L	640 / 840 mm		25.2 / 33.1 in	
Drillhole diameter	76 mm		3 in	
Drillhole depth N / L, min.	750 / 950 mm		29.5 / 37.4 in	
Splitting distance N / L	22 / 25 mm		0.9 / 1 in	
Theoretical splitting force N / L	1500 / 1800 t		3307000 - 3968000 lbf	
<b>Consumables</b>				
Darda Special Lubricant				

<sup>1</sup> Without wedge set    <sup>2</sup> Without mounting plate    <sup>3</sup> Depending on carrier lifting capacity

# ROCK SPLITTERS

## C20

---


### Typical applications and possibilities of use

The C20 Rock Splitters break large boulders and solid rock in a short period of time, e.g. in mining and shaft construction as well as in tunneling for cross passages.

The working method is quiet, safe and generates practically no vibrations or dust, unlike demolition hammers or explosives. It offers demolition contractors a productive alternative in areas where potentially disruptive demolition methods are not permitted, such as near hospitals. The C20 is also the safe alternative compared to hand-held tools such as pneumatic demolition hammers, whose heavy vibrations cause fatigue and physical injury over time.

Using the C20 with a Brokk demolition robot enables the operator to work from a safe distance with the remote control and harness – typically 10 to 20 meters.

All in all, the C20 Rock Splitters increase productivity in industries such as mining, quarrying, tunneling, construction and demolition.





# DRILL & SPLIT RIG WIDA AB C20-T4

## Drilling and splitting in one system


The WIDA AB C20-T4 combines Drill Carriage and Rock Splitter in one machine for maximum efficiency. Precise drilling with the Wimmer AB2300T4 and controlled splitting with the Darda C20 Rock Splitter – no retooling required, thanks to the 70° swivel function.

Ideal for tunnelling and mining, quarries and confined construction sites. Saves time, reduces machine changes and ensures reliable performance in tough daily operations.

For carriers from > 15 t.

**Rotate 360° and  
swivel 90°**

Swivel system with  
2 axes



Internal pressure booster

Adjustable splitting direction

Integrated, automatic wedge lubrication system

Wedge Set

LC drilling automation incl. depth measurement

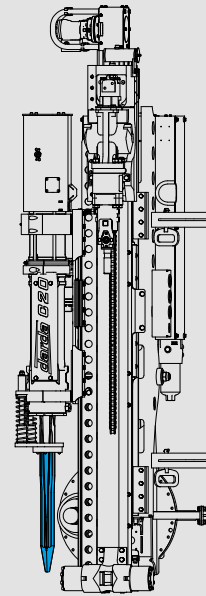
Dedicated alternator for power generation for control functions

Swivel system with 2 axes  
(rotate 360° and swivel 90°)

Support mandrel  
(pivot point for drilling and splitting operations)

## Facts

- Dedicated alternator for power generation for control functions
- Radio remote controlled – Optimally user-friendly, every drilling function is proportionally controlled and infinitely adjustable
- Anti-jamming drilling automation
- Adjustable cavity automation
- PLC drilling automation incl. depth measurement
- Angle measurement with display on the radio remote control (X/Y-axis)



## Specifications | Drill & Split Rig WIDA AB C20-T4

Weight without adapter plate	1730 kg	3814 lb
Carriage type	CF310	
Drill rod length	1500 mm	59 in
Total length	3155 mm	124 in
Drill hammer type	WHL300	
Torque	400 Nm	9492 ft-pdl
Shank end	R32, R38, T38	
Max. drillhole diameter	76 mm	3 in
Max. feed retraction force	13 kN	2923 lbf
Max. feed force	17 kN	3822 lbf
Clamping	up to Ø 70 mm	2.8 in
Total oil flow max.	120 l/min	31.7 gal/min
Oil pressure	16 MPa	2320 psi
Oil pressure at excavator	22 MPa	3191 psi
Recommended carrier weight <sup>1</sup>	>15 t	>33070 lb

<sup>1</sup> Depending on carrier lifting capacity

## Specifications | Rock Splitter C20

Wedge set length N / L	640 / 840 mm	25.2 / 33.1 in
Drillhole diameter	76 mm	3 in
Drillhole depth N / L, min.	750 / 950 mm	29.5 / 37.4 in
Theoretical splitting force N / L	1500 / 1800 t	3307000 - 3968000 lbf

# WIDA AB C20-T4

## THE COMBINATION OF DRILL CARRIAGE AND ROCK SPLITTER

Typical applications and possibilities of use

2-in-1 function – drilling & splitting in one machine for maximum efficiency

Experience maximum productivity with the clever combination of the Wimmer AB2300T4 Drill Carriage and the Darda C20 Rock Splitter. The powerful drilling technology enables precise drilling, while the machine-guided splitting system ensures controlled and effective results. After drilling, the rig automatically swivels through 70°, allowing the Rock Splitter to be inserted directly – without the need for constant retooling.

Ideal for use in **tunnelling and mining, quarries or on confined construction sites:** This solution saves time, minimises machine changes and maximises efficiency. The intuitive control system allows a quick and uncomplicated start, even under demanding conditions. Robust components guarantee a long service life and reliability in daily use.

The WIDA was developed as part of a joint project with the company Wimmer International from Austria.





# DARDA WORLDWIDE

Our dealers



Albania  
Algeria  
Andorra  
Argentina  
Australia  
Austria  
Bangladesh  
Belgium  
Bosnia and Herzegovina  
Brazil  
Bulgaria  
Canada  
Chile  
China  
Colombia  
Croatia  
Czech Republic  
Denmark

Finland  
France  
Georgia  
Germany (headquarters)  
Great Britain  
Greece  
Hong Kong  
Hungary  
Iceland  
India  
Indonesia  
Ireland  
Italy  
Japan  
Kuwait  
Luxembourg  
Malaysia  
Mexico

Montenegro  
Morocco  
Nepal  
Netherlands  
New Zealand  
Nigeria  
Norway  
Oman  
Panama  
Paraguay  
Peru  
Poland  
Portugal  
Qatar  
Romania  
Russia  
Serbia  
Slovak Republic

Slovenia  
Singapore  
Spain  
Sri Lanka  
South Africa  
South Korea  
Sweden  
Switzerland  
Taiwan  
Thailand  
Tunisia  
Turkey  
Ukraine  
United Arab Emirates  
Uruguay  
USA  
Vietnam



# ARTICLE NUMBERS

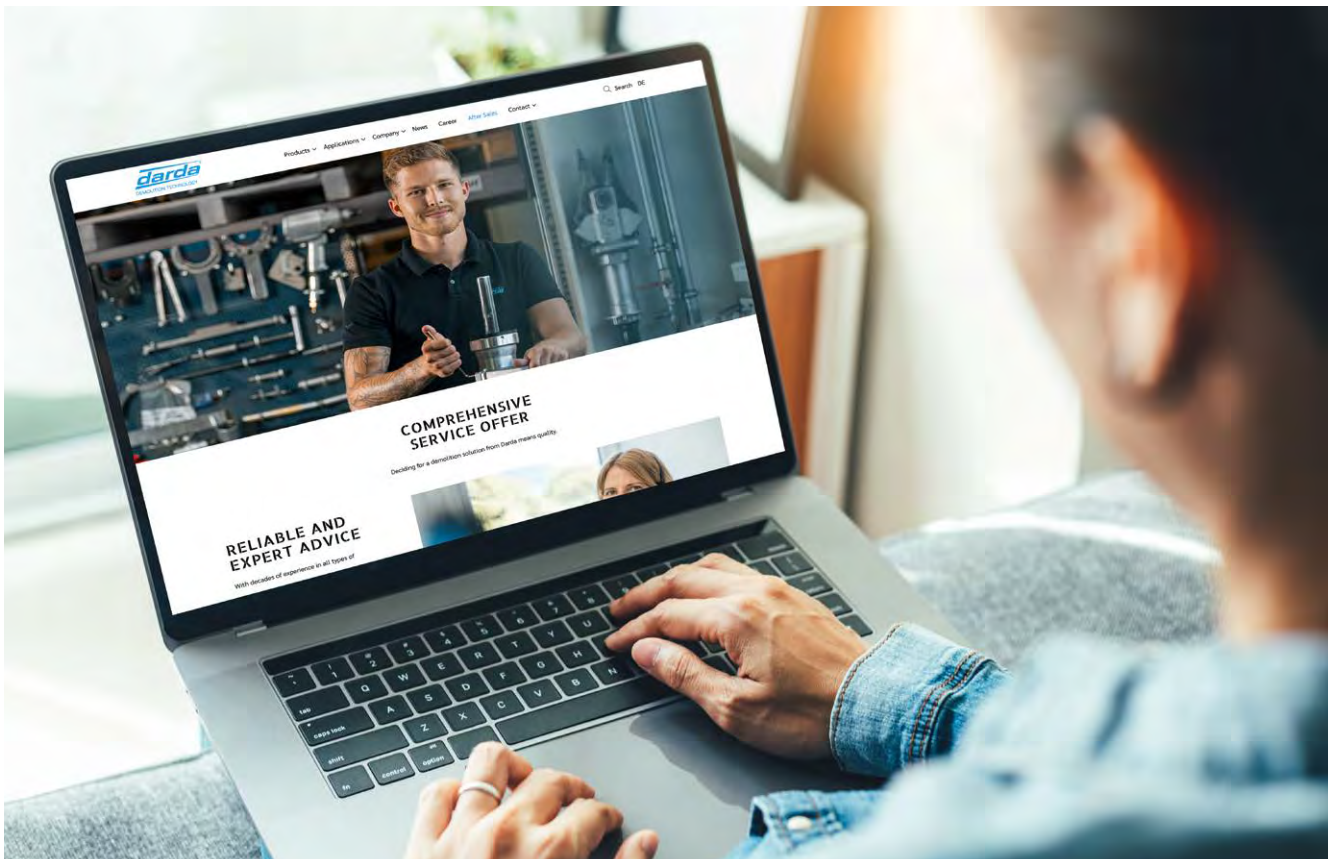
All article numbers can be viewed on our website.

[www.darda.de/en](http://www.darda.de/en)



You can get to our download page via the link or by scanning the QR code. A PDF file with all article numbers can be easily downloaded.

You can find more information about the products on the website.



# UPLOAD TOOL

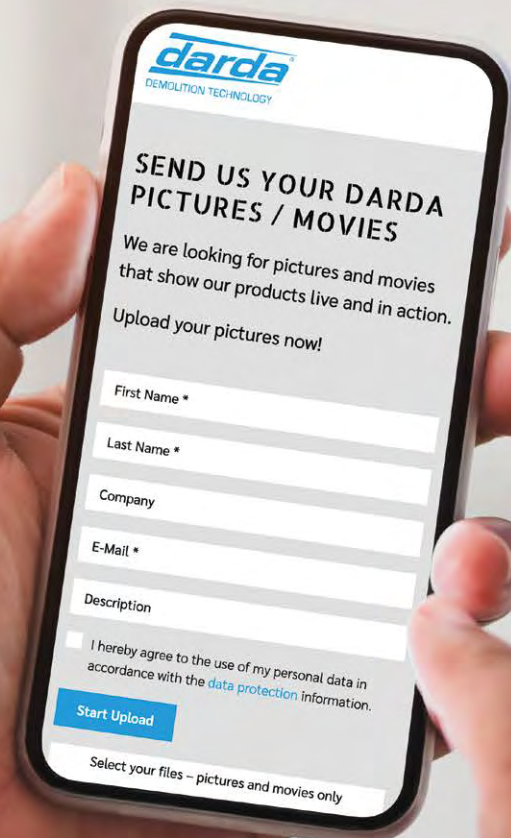
We are looking for pictures and movies that show our products live and in action.

See how our hydraulic Rock and Concrete Splitter splits a huge rock or how our Concrete Crusher with its enormous breaking and cutting force is demolishing a concrete wall. We give this moment to everyone. That's why we are delighted to see all the pictures/movies in which our Darda products are shown.

<https://upload.darda.de>



Upload your pictures and movies simply and quickly by uploading via our tool.



**darda**  
DEMOLITION TECHNOLOGY

## SEND US YOUR DARDA PICTURES / MOVIES

We are looking for pictures and movies that show our products live and in action.

Upload your pictures now!

First Name \*

Last Name \*

Company

E-Mail \*

Description

I hereby agree to the use of my personal data in accordance with the [data protection](#) information.

**Start Upload**

Select your files – pictures and movies only

## KEEP YOURSELF UP TO DATE



Follow us on our social media channels – stay up to date and keep in touch with us.



**darda**<sup>®</sup>  
DEMOLITION TECHNOLOGY



**anzeve**  
*Queremos ayudarte*

c/ Diego Marín Aguilera, 4  
Parque Tecnológico de Leganés  
28919 Leganés (Madrid)

Tel.: +34 91 633 45 53  
info@anzeve.com  
www.anzeve.com