



Catalog

Demolition equipment and attachments

con ten ts

	About Darda	04
<hr/>		
1	Handheld Equipment	10
	Rock and Concrete Splitters C2 - C12	10
	Combi-Shears HCS8	18
	Hydraulic Power Units	24
<hr/>		
2	Concrete Crushers	28
	Concrete Crusher CC260	31
	Concrete Crusher CC340	32
	Concrete Crusher CC440	33
	Concrete Crusher CC480	34
	Concrete Crusher CC580	35
	Concrete Crusher CC700	36
<hr/>		
3	Steel Shear and Steel Cutters	44
	Steel Shear CC700 S	46
	Tank Cutter TC120	50
	Multi Cutter MC200	55
	Multi Cutter MC300	56
<hr/>		
4	Carrier-operated Rock Splitters	60
	Rock Splitters C20	62
<hr/>		
	Darda worldwide	66

We deliver solutions



In addition to hand-held demolition tools, Darda develops and produces a comprehensive range of high-quality attachments for the demolition and recycling sector. All our components are designed with decades of experience especially for use under extreme working conditions.

When developing new tools and attachments, we work in close cooperation with our customers. Directly and via our solid dealer network all over the world. Our Germany- and Austria-wide exclusive agency for Brokk demolition robots completes our offering of environmentally friendly special demolition equipment.



We know what you expect from us: performance, quality, reliability and a comprehensive range of services. After all, professionals like you need perfect solutions for every type of work situation.

Your requirements deserve cutting-edge technologies that impact both work results and revenue growth, and are critical to the success of your business. Productivity that gives you a competitive advantage and sets you apart from the competition.

Darda – demolition technology in a class of its own!

Demolition without limits



low noise



low vibration



low dust



eco friendly





[Go to imagetrailer](#)



Comprehensive service offering

1

Reliable expertise

With decades of experience in all types of demolition and dismantling projects at home and abroad, Darda is able to offer you the best possible service. We are proud of our committed and well-trained staff, who have been supporting us and our customers for many years. In addition, all Darda distributors regularly participate in extensive training programs to ensure a consistent high standard of service throughout the world.

2


Fast spare parts delivery (24 hours in Germany)

Our efficient spare parts center, combined with a well-equipped service network, ensures effective problem resolution and fast parts delivery – two critical factors in ensuring that dismantling and demolition work is carried out reliably and on schedule. All original Darda and Brokk spare parts are designed for optimum performance. This ensures longer life and maximum reliability.

3


10-year spare parts supply guaranty


That's how long we keep every spare part for your Darda equipment in stock – at least. Darda tools are designed for long and intensive use. You can count on it. Even after 10 years.



Rock and Concrete Splitters

Handheld Equipment





Go to product film

Splitters C2 - C12

Hydraulic Rock and Concrete Splitters



Hydraulic Rock and Concrete Splitters replace blasting and conventional demolition methods. They break down concrete or rock without pressure waves, without vibrations and with very little noise and dust. They have also gained a firm foothold in block extraction in the natural stone industry. For more than 50 years, Darda Rock and Concrete Splitters have been used successfully in over 80 countries around the world. The superior quality, high performance and very long service life of Darda Rock and Concrete Splitters is unsurpassed.


Functional principle

Conventional mechanical methods destroy the structure of the material by external forces. However, rock and concrete can withstand very high compressive forces from the outside. By comparison, resistance towards forces acting from inside towards outside is relatively small. The development of the Darda Rock and Concrete Splitting Equipment was born from this fact.

They work according to the safe wedge principle

First, a hole is drilled with the appropriate depth and diameter, into which the wedge set of the splitting cylinder is then inserted and aligned to determine the splitting direction. Hydraulic pressure then pushes the wedge between the two counter wedges and presses them apart. The effective splitting force of up to 413 tons or 4048 kN destroys the structure of concrete and rock from the inside.

A crack is formed in seconds. Smaller types of rebar in reinforced concrete break off.



Facts

- Enormous splitting force up to 413 t (4048 kN)
- Nearly noise free
- Low dust and low vibration
- Splitting direction can be set
- Ideal for confined spaces
- Easy to use
- Easy to transport
- Can be used anywhere
- Splits in seconds
- Controlled demolition



Advantages

Economic efficiency

Blasting usually requires the use of barriers as well as other time-consuming and costly safety procedures. An effort that is no longer necessary with Darda Rock and Concrete Splitters, because they do not cause flyrock or similar dangerous situations. Other work can therefore continue in parallel.

Safety

Darda Hydraulic Rock and Concrete Splitters are absolutely safe: no uncontrolled release of forces, flyrock, vibrations or even explosion pressure. Costly safety procedures, which are necessary when demolishing with conventional methods, are no longer necessary.

Environmental friendliness

No vibrations or dust are generated during hydraulic splitting; Darda Rock and Concrete Splitters operate practically without noise. There is no environmental impact. With the Darda Rock and Concrete Splitting Equipment, demolition work can be carried out without disruptions even in densely populated areas or enclosed spaces.

Rugged design

The extremely sturdy design of the Darda Rock and Concrete Splitters guarantees a very long service life even under the toughest operating conditions. Only minimal maintenance work is required.

Flexibility

Darda's Hydraulic Splitters are completely independent of carrier equipment such as excavators. The Splitters and Hydraulic Units are easy to transport. Their use is therefore possible even in difficult to access places.

Easy handling

The equipment is user-friendly and can be operated easily by just one person.

Exact working

In contrast to most conventional methods, Darda Rock and Concrete Splitters make it possible to work very accurately: the splitting direction and splitting course can be set in advance, making it possible to fix the splitting quantity. Material that is not meant to be split off is spared. This makes the Splitters also ideally suited for block quarrying in quarries.

Splitters C2 - C12

Models and Accessories



A complete Rock and Concrete Splitter consists of three components:

Hydraulic Splitter

The Hydraulic Splitter consists of a control valve, cylinder, front head, and wedge set (one wedge and two counter wedges). The entire Hydraulic Splitter is made of the highest quality aluminum and steel materials to ensure maximum load-bearing capacity and low weight. In a specially developed and complex hardening process, the counter wedges also receive a carbide layer. This makes it possible to transmit the very high forces.

Hydraulic Power Unit

An electric, air, diesel or petrol engine powers a high-pressure hydraulic pump. A pressure relief valve limits the system pressure to 50 MPa (500 bar). Both wheeled and portable units are available. Depending on the model, up to five Splitters can be operated in parallel.

Hydraulic hoses

Rugged multi-layer hoses connect the Splitters to the Hydraulic Power Unit.

Accessories

Enlarging counter wedges

In order to enlarge the resulting crack, the standard counter wedges can be quickly and easily replaced with enlarging counter wedges. After expansion, particularly strong reinforcement can be broken off easily.



Pressure shells

In a drill hole with narrow diameter, the high splitting force acts on a very small surface area. This results in extremely high surface pressure. In case of heavily reinforced concrete, the concrete may sometimes compact during splitting and only an oval drill hole is created. Only short cracks form around the hole. The rebars do not tear off. Two thick, large pressure shells provide the solution. They are inserted into a core bore of Ø 100 mm | 4 inch and enclose a wedge set of the splitter. They are also often used in poor quality concrete.



Special Lubricant

During the splitting process, very high forces act on the wedge set. In order to reduce wear, the pressure surfaces of the wedge and the counter wedges must be lubricated regularly. In a long development and test phase, Darda Special Lubricant was proven to significantly reduce the high friction forces and guarantees maximum utilization of the splitting force.



Specifications | Splitters

Type	Wedge set	Required drill hole diameter mm	Minimum drill depth mm	Splitting distance mm	Splitting force, theoretical kN / t	Splitting force, effective kN / t	Weight ² kg	Length Splitting Cylinder mm	Length wedge set mm	Article no.
C2S	N	31 - 32	270	9	3490 / 355	1913 / 195	17	745	150	8381 0402 10
C4E	N	35 - 36	430	10	4524 / 461	2256 / 230	21	995	250	8381 0406 25
C4E	WL	35 - 38	540	14	3267 / 333	1864 / 190	22	1145	400	8381 0406 40
C9	N	45 - 48	410	18 - 53 ¹	2995 / 305	1962 / 200	22	1020	230	8381 0409 00
C9	L	48 - 50	580	18 - 53 ¹	2995 / 305	1962 / 200	23	1190	400	8381 0409 40
C12	N	45 - 48	610	19 - 60 ¹	6061 / 618	3507 / 358	31	1290	380	8381 0412 38
C12	L	45 - 48	680	15 - 44 ¹	8082 / 824	4048 / 413	32	1360	450	8381 0412 45
C12	W	45 - 48	550	24 - 80 ¹	4849 / 494	3150 / 321	31	1250	320	8381 0412 50

¹ With one enlarging counter wedge and one special enlarging counter wedge² Without hydraulic hoses

C2S



C4E



C9



C12

Specifications – Enlarging counter wedges

Type	Enlarging counter wedges Article no.	Special enlarging counter wedges Article no.
C4E N	3390 0141 03	–
C9 N	3390 0246 11	3390 0246 21
C9 L	3390 0246 31	3390 0246 51
C12 N	3390 0236 00	3390 0280 00
C12 L	3390 0236 21	3390 0280 21
C12 W	3390 0236 11	3390 0280 11

Specifications | Special Lubricant

Quantity/container	Article no.	
1 kg	3391 0942 00	Hazardous material
1 kg	3391 0942 10	Non-hazardous material
18 kg	3391 0980 50	Hazardous material
18 kg	3391 0980 20	Non-hazardous material

Specifications | Hydraulic hoses

Type	Length ¹ mm	Number of Splitters	Article no.
S1	10	1	8381 0504 02
S1	20	1	8381 0504 03
S2	10	2	8381 0504 10
S2	20	2	8381 0504 11
S3	20	3	8381 0504 29

¹ Distance between Power Unit and Splitter

Specifications – Pressure shells

Suitable for	Required drill hole diameter mm	Minimum drill depth mm	Article no.
C9 N	100	410	3390 0357 00
C12 N/W	100	610	3390 0429 00

Splitters C2 - C12

Typical applications and possibilities of use

Different splitter models are available for a wide range of applications:

Splitter models	C2S	C4E	C9	C12
Demolition of concrete and reinforced concrete				
Splitting unreinforced and lightly reinforced concrete			●	●
Splitting reinforced concrete			○	●
Splitting in closed rooms and poorly accessible places			●	○
Splitting in confined spaces			●	○
Splitting walls and masonry			●	●
Splitting piles heads			○	●
Chimney demolition			●	○
Secondary splitting of large concrete pieces (pre-splitting for recycling plants)			●	○
Underwater demolition			●	○
Demolition of rock and natural stone				
Rock splitting (e.g. in trench work)			○	●
Secondary splitting of boulders	○	●	●	●
Tunnel-driving work		●	●	●
Expansion work in underground mining	○	●	●	●
Secondary splitting	○	●	○	○
Press pipe jacking	●	●	●	
Block quarrying in the natural stone industry				
Marble		●		
Granite	○	●		●
Sandstone			●	

● Highly suitable

○ Suitable

Application fields



Demolition of concrete and reinforced concrete



Demolition of rock and natural stone




Block quarrying in the natural stone industry



Combi-Shears

Handheld Equipment





Go to product film

Combi-Shears HCS8

Cutting, breaking, expanding – all hydraulically

The hand-held, Hydraulic Combi-Shears HCS8 are equipped with the latest cutter and gripper technology and are particularly suitable for coring buildings. They are also well suited for a variety of other applications. One person can easily handle the compact and light-weight device.

The powerful Combi-Shears are fast and very productive. They produce no dust, no vibrations and very little noise. This also makes their indoor use safe and reliable.



The solution for many tasks

The HCS8 basic model is available with four different types of inserts.

Concrete Jaw | HCS8 J

The HCS8 J concrete jaw can be used to dismantle concrete walls up to 15 cm | 6 inches thickness (depending on the compressive strength of the concrete). Useful for demolition of thin partition walls, facade panels or in the renovation of prefabricated buildings.



Brick Jaw | HCS8 B

Equipped with the brick jaw set, the HCS8 B can break through walls up to 32 cm | 12 inches thickness. It replaces the conventional sledgehammer and is much more efficient and user-friendly due to its hydraulic mode of operation.



Sickle Blade | HCS8 S

Equipped with the sickle blade set, the HCS8 S is able to cut pipes, round materials, disconnected power cables, profiles made of sheet metal or wood and steel reinforcements up to 16 mm | 5/8 inch in diameter. The sickle blades are designed to hold the material to be cut and to prevent slippage.



Shear and Expander | Type HCS8 C

The HCS8 C version is specially designed to expand and separate material. Radiators can be pushed out from the wall, door frames can be broken out, and splitted concrete pieces can be separated. In addition, the HCS8 C also cuts a wide variety of construction materials.



Facts

- Bites through concrete and masonry with accuracy
- Cuts metal, cable, wood, sheet metal, rebar etc.
- Breaks up a wide variety of building materials
- Versatile uses, e.g. for gutting buildings
- Vibration-free
- Nearly dust and noise free
- Easy-to-handle and lightweight

A complete system for different applications

The inserts can be changed easily in just a few minutes. The HCS8 Combi-Shears complement Darda's Hydraulic Rock and Concrete Splitters perfectly.

Together they can be connected to a Darda Hydraulic Power Unit. The maximum system pressure is 50 MPa (500 bar).

Specifications | Combi-Shears HCS8

Type	Cutting force	Breaking force	Separating force	Jaw opening	Jaw depth	Weight approx.	Overall length ⁴	Article no.
	kN / t / lbf	kN / t / lbf	kN / t / lbf	mm / in	mm / in	kg / lb	mm / in	
HCS8 J Concrete Jaw		86 / 8.8 / 19334		170 / 7.0	100 / 4.0	17 / 37	715 / 28	9014 0337 80
HCS8 B Brick Jaw		41 / 4.2 / 9217	27 / 2.8 / 6070	320 / 13.0	105 / 4.0	16 / 35	795 / 31	9014 0336 80
HCS8 S Sickle Blade ³	267 / 27.2 / 60024			90 / 4.0	80 / 3.0	15 / 33	660 / 26	9014 0335 80
HCS8 C Shear ¹	267 / 27.2 / 60024		70 / 7 / 15726	250 ² / 9 7/8 ²		15 / 33	720 / 28	9014 0334 80

¹ Cutting capacity:
Round steel Ø 16 mm | 5/8 in
L-profile 40 x 40 x 4 mm | 1 1/2 x 1 1/2 x 5/32 in
Pipe Ø 40 x 2 mm | 1 1/2 in

² Jaw opening "expanding"

³ Cutting capacity:
Pipe Ø 60 x 1.5 mm | 2 3/8 in
L-profile 80 x 80 x 3 mm | 3 1/4 x 3 1/4 x 1/8 in

⁴ Without quick-coupling



Combi-Shears

Typical applications and possibilities of use

Functional description

The HCS8 Combi-Shears develop a high cutting or crushing force when closing the shears or jaws. A high breaking force is also generated when the tools are opened. Both are optimally utilized with the HCS8 Combi-Shears. Closing and opening can be accurately controlled via the control valve integrated into the device body. The working process can be controlled at all times.



Twice as fast through brick and concrete

"Without the powerful HCS8 Combi-Shear from Darda, the demolition work would have taken about twice as long," confirms Mr. Haberer, owner of Rolf Haberer GmbH in Geisingen/Germany. His company was entrusted with the demolition of masonry walls and concrete balustrades in the course of the reconstruction of surgical facilities. The high demolition power, rapid working mode, low noise operation and low dust load were the main advantages of using the HCS8 Combi-Shear.

The most economical option


The HCS8 Combi-Shears are always preferred when, for example, excavators with appropriate attachments cannot be used on scaffolding, the use of a special crane with a concrete crusher is complicated and too expensive, or when blasting is not feasible. Especially when surrounding buildings and objects must not be damaged and business should continue undisturbed.

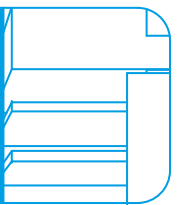







Hydraulic Power Units

Handheld Equipment





darda[®]



Hydraulic Power Units

The reliable companions

Our Hydraulic Power Packs are available in four different power systems.
Depending on your requirements and demands, you will find the right solution!



AP2 | Air motor



BP2 | Gasoline engine



EP2 | Electric motor



D4 E | Diesel engine

With the exception of the mobile diesel version, the basic model is identical for all portable units. All variants are equipped with the latest, perfected technology and upgraded with convenient and profitable details.

All Darda Splitters and Combi-Shears can be combined with any of the four available power systems.

General information on portable Power Units

- Two-stage pump (low pressure and high pressure)
- Oil filter in return line
- Oil filler neck with sieve
- Portable
- Mobile due to transport wheels and extendable handle bar
- Manifold block with pressure gage
- Oil level indicator with temperature display
- Connection of three devices possible
- Possibility of securing against start-up by third parties (accident prevention)
- Complies with Directive 2000/14/EC (noise emission)

Accessories



Storage box (for tools, Special Lubricant and small parts)



Safety box (GFCI ground fault circuit interrupter)



Carrying aid for two persons



Quick couplings

Specifications | Hydraulic Power Units

Type	Power system	Weight kg / lb	Length mm / in	Width mm / in	Height mm / in	Flow rate Low-pressure stage l/min / gal/min	Flow rate High-pressure stage l/min / gal/min	Filling capacity, oil tank l / gal	LWA dB	Article no.
AP2	Compressed air ¹	40 / 88	600 / 24	398 / 16	426 / 17	5.0 / 1.3	1.6 / 0.4	5.0 / 1.3	92	8381 0503 54
BP2	Gasoline	45 / 99	600 / 24	398 / 16	426 / 17	5.0 / 1.3	1.6 / 0.4	5.0 / 1.3	101	8381 0503 39
EP2 400V	Electric ²	45 / 99	600 / 24	398 / 16	426 / 17	5.0 / 1.3	1.6 / 0.4	5.0 / 1.3	92	8381 0503 47
EP2 230V	Electric ²	50 / 110	600 / 24	398 / 16	426 / 17	5.0 / 1.3	1.6 / 0.4	5.0 / 1.3	92	8381 0503 51
EP2 110V	Electric ²	50 / 110	600 / 24	398 / 16	426 / 17	5.0 / 1.3	1.6 / 0.4	5.0 / 1.3	92	8381 0503 52
D4	Diesel	137 / 302	1180 / 46	720 / 28	730 / 29	-	5.4 / 1.4	10.0 / 2.6	-	8381 0502 40
D4 E	Diesel	156 / 344	1180 / 46	720 / 28	730 / 29	-	5.4 / 1.4	10.0 / 2.6	-	8381 0502 41

¹ Max. 0.7 Mpa (7 bar), air consumption 47 - 195 m³/h

² 50 Hz

Specifications | Power systems | Power Units (portable)


AP2 Air motor	BP2 Gasoline engine	EP2 Electric motor
Max. 0.7 Mpa (7 bar), air consumption 47 - 195 m ³ /h	Gasoline E10 unleaded, 91 Octane (ROZ)	400 V, 2.5 A, 3~, 50 Hz, plug CEE 16 A 230 V, 6.5 A, 1~, 50 Hz, plug CEE 16 A 110 V, 14.2 A, 1~, 50 Hz, plug CEE 16 A
<ul style="list-style-type: none"> · Maintenance unit consisting of compressed air filter with automatic condensate drain and oil nebulizer · Silencer · Rugged air motor · Ball valve with DN 20 claw coupling · Up to three device connections possible 	<ul style="list-style-type: none"> · Honda gasoline engine (professional) · Complies with CARB/EPA environmental and occupational health and safety guidelines · The carburetor can be easily modified for continuous operation at altitudes above 1500 m · Up to three device connections possible 	<ul style="list-style-type: none"> · Thermal motor protection (overheating protection for the motor) · Undervoltage release (the motor does not restart automatically after a power failure) · Plug with phase inverter (to change the direction of motor rotation) · Suitable for indoor use · Up to three device connections possible

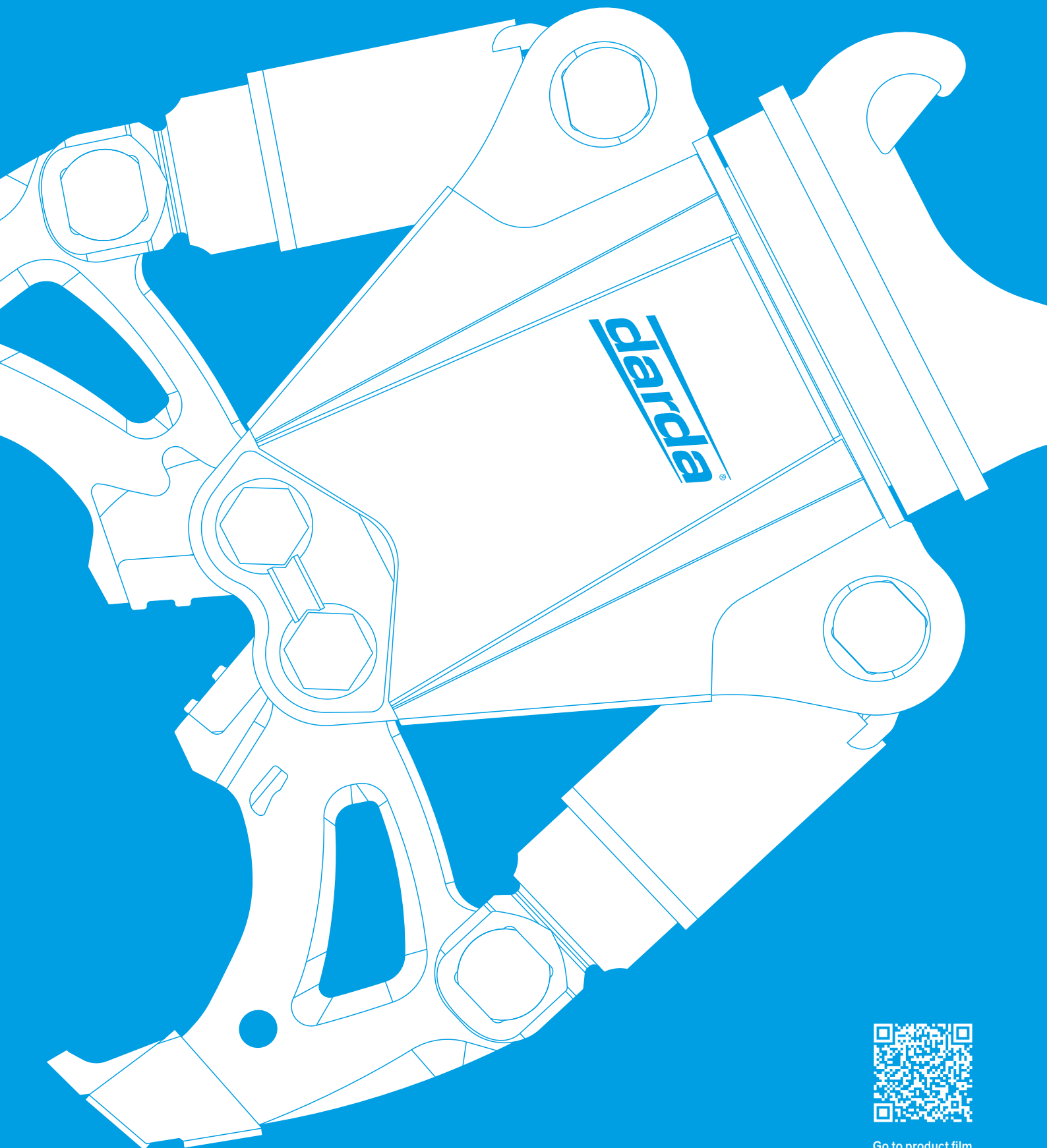
Specifications | Power system | Power Unit (mobile)

D4 Diesel engine
Diesel engine 3 - 7.5 kW Max. torque: 24.9 Nm
<ul style="list-style-type: none"> · Exhaust gas limit value certified according to EU 2016/1628 Stage 5 · Rugged Hatz brand engine with worldwide support · Very rugged and tilt resistant steel frame · Up to five device connections possible · Side mounting for transport of Splitters · Ideal for daily use in natural stone quarrying

Concrete Crushers

Attachments





[Go to product film](#)

Concrete Crushers

CC260 - CC700

Attachments for Brokk demolition robots and excavators from 1.2 to 15 tons

**Best
power-to-weight
ratio on the market**

True powerhouses

High-quality materials and the special pressure booster system designed and developed by Darda enable the Darda Concrete Crushers to achieve a high crushing force with a minimum weight. This makes them suitable for small carriers for which conventional crushers are too heavy. Thanks to their large opening width, they can break off very thick concrete pieces and also handle super hard and heavily reinforced concrete, which would otherwise only be possible with much larger crushers.

- The optimal attachment for every weight class
- Rugged booster system made by Darda
- Extremely large jaw openings
- Maintenance-friendly
- Stable in value

Optionally with hydraulic rotary drive

Pivot bearing for 360° rotation

Integrated pressure booster

Exchangeable rebar blades

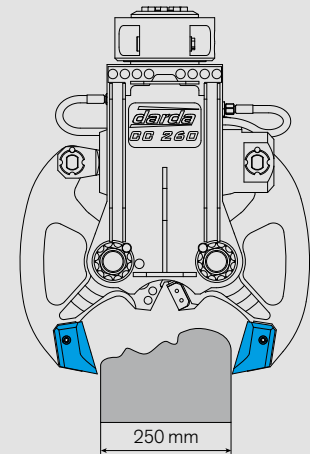
Exchangeable crushing tips

Additional crushing teeth (optional)



Concrete Crusher CC260

Great power in a small size



Crusher with standard crushing tips

Specifications | Concrete Crusher CC260

Dimensions and weight		
Length x Width x Height ¹	700 x 550 x 200 mm	28 x 22 x 8 in
Jaw opening	250 mm	10 in
Total weight ¹	74 kg	163 lb
Carriers		
Recommended carrier weight, max. ²	1.2 t	2650 lb
Recommended Brokk machine	Brokk 60	
Hydraulic connection		
Connection pressure, min.	15.5 MPa (155 bar)	2248 psi
Connection pressure, max.	25 MPa (250 bar)	3626 psi
Operating pressure	50 MPa (500 bar)	7252 psi
Oil flow, max.	30 l/min	8 gal/min
Power output		
Crushing force, max. ²	220 kN (22 t)	49000 lbf
Cutting force, max.	420 kN (43 t)	94000 lbf
Cutting capacity, max.	1x Ø 16 mm	5/8 in
Ordering information		
Article no. ³	9033 0262 80	

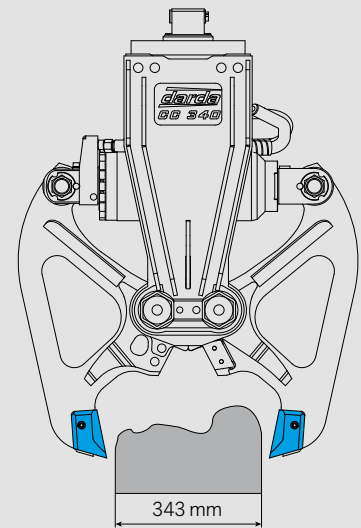
¹ Without support plate

² Depending on the load capacity table of the carrier manufacturer

³ Without attachment

Concrete Crusher CC340

Flyweight champion



Crusher with standard crushing tips

Specifications | Concrete Crusher CC340

Dimensions and weight		
Length x Width x Height ¹	877 x 715 x 334 mm	34 x 28 x 13 in
Jaw opening	343 mm	14 in
Total weight ¹	150 kg	331 lb
Carriers		
Recommended carrier weight, max. ²	1.5 - 2.7 t	3307 - 5952 lb
Recommended Brokk machines	Brokk 110 / 120D	
Hydraulic connection		
Connection pressure, min.	16.5 MPa (165 bar)	2393 psi
Connection pressure, max.	25 MPa (250 bar)	3626 psi
Operating pressure	47 MPa (470 bar)	6817 psi
Oil flow, max.	100 l/min	27 gal/min
Power output		
Crushing force, max.	360 kN (36.7 t)	80931 lbf
Cutting force, max.	950 kN (97 t)	213500 lbf
Cutting capacity, max.	1x Ø 30 mm	1 1/4 in
Ordering information		
Article no. ³	9033 0340 80	

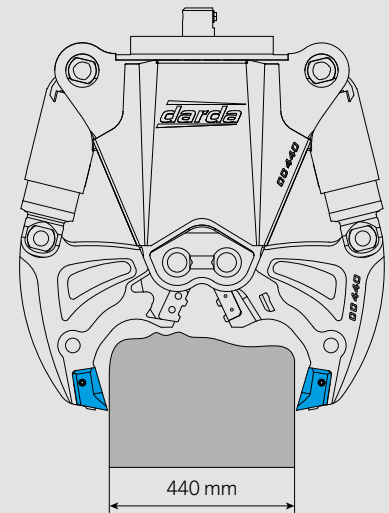
¹ Without support plate

² Depending on the load capacity table of the carrier manufacturer

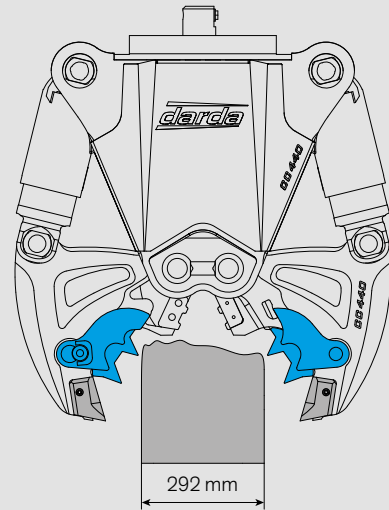
³ Without attachment

Concrete Crusher CC440

The latest generation



Crusher with standard crushing tips



Crusher with additional crushing teeth

Specifications | Concrete Crusher CC440

Dimensions and weight		
Length x Width x Height ¹	868 x 846 x 330 mm	35 x 33 x 13 in
Jaw opening	440 mm	17 in
Total weight ¹	235 kg	518 lb
Carriers		
Recommended carrier weight, max. ²	2.5 - 4.5 t	5510 - 9920 lb
Recommended Brokk machine	Brokk 170	
Hydraulic connection		
Connection pressure, min.	17.5 MPa (175 bar)	2538 psi
Connection pressure, max.	25 MPa (250 bar)	3626 psi
Operating pressure	50 MPa (500 bar)	7252 psi
Oil flow, max.	100 l/min	27 gal/min
Power output		
Crushing force A, max.	431 kN (44 t)	97000 lbf
Crushing force B, max. (optional)	568 kN (58 t)	128000 lbf
Cutting force, max.	1560 kN (159 t)	350500 lbf
Cutting capacity, max.	1x Ø 30 mm	1 1/4 in
Ordering information		
Article no. ³	9033 0440 80	

¹ Without support plate

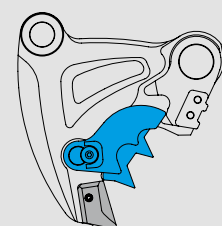
² Depending on the load capacity table of the carrier manufacturer

³ Without attachment

Available options



360° Hydraulic rotary drive



Extra crusher tooth

Concrete Crusher CC480

Compact and powerful



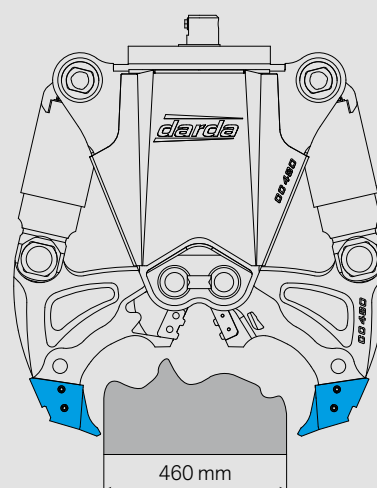
Specifications | Concrete Crusher CC480

Dimensions and weight		
Length x Width x Height ¹	903 x 857 x 330 mm	35 1/2 x 33 x 13 in
Jaw opening	460 mm	18 in
Total weight ¹	275 kg	606 lb
Carriers		
Recommended carrier weight, max. ²	4 - 6 t	8820 - 13230 lb
Recommended Brokk machine	Brokk 200	
Hydraulic connection		
Connection pressure, min.	17.5 MPa (175 bar)	2538 psi
Connection pressure, max.	25 MPa (250 bar)	3626 psi
Operating pressure	50 MPa (500 bar)	7252 psi
Oil flow, max.	100 l/min	27 gal/min
Power output		
Crushing force A, max.	490 kN (50 t)	97000 lbf
Crushing force B, max. (optional)	667 kN (68 t)	128000 lbf
Cutting force, max.	1834 kN (187 t)	412000 lbf
Cutting capacity, max.	1x Ø 30 mm	1 1/4 in
Ordering information		
Article no. ³	9033 0480 80	

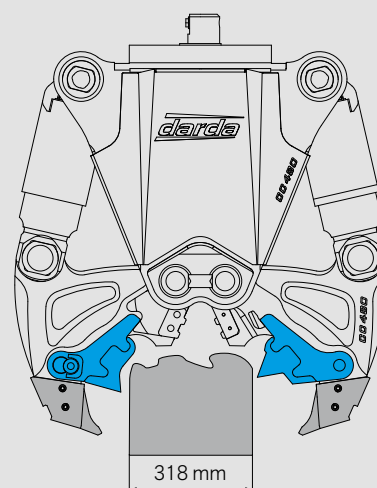
¹ Without support plate

² Depending on the load capacity table of the carrier manufacturer

³ Without attachment



Crusher with standard crushing tips

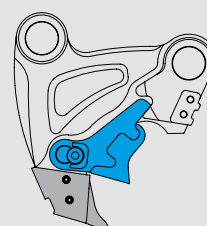


Crusher with additional crushing teeth

Available options



360° Hydraulic rotary drive



Extra crusher tooth

Concrete Crusher CC580

The reliable powerhouse



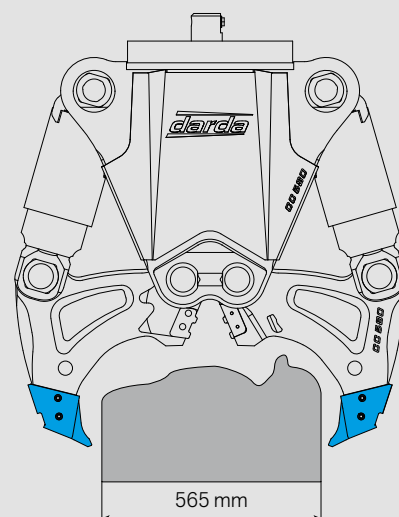
Specifications | Concrete Crusher CC580

Dimensions and weight		
Length x Width x Height ¹	967 x 934 x 395 mm	38x36x15 in
Jaw opening	565 mm	22 in
Total weight ¹	360 kg	794 lb
Carriers		
Recommended carrier weight, max. ²	5.5 - 9 t	12125 - 19842 lb
Recommended Brokk machine	Brokk 300	
Hydraulic connection		
Connection pressure, min.	17.5 MPa (175 bar)	2538 psi
Connection pressure, max.	25 MPa (250 bar)	3626 psi
Operating pressure	50 MPa (500 bar)	7252 psi
Oil flow, max.	100 l/min	27 gal/min
Power output		
Crushing force A, max.	530 kN (54 t)	119000 lbf
Crushing force B, max. (optional)	814 kN (83 t)	183000 lbf
Cutting force, max.	2324 kN (237 t)	522500 lbf
Cutting capacity, max.	1x Ø 30 mm	1 1/4 in
Ordering information		
Article no. ³	9033 0580 80	

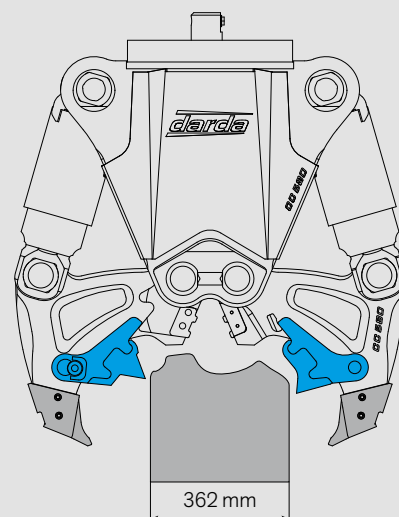
¹ Without support plate

² Depending on the load capacity table of the carrier manufacturer

³ Without attachment



Crusher with standard crushing tips

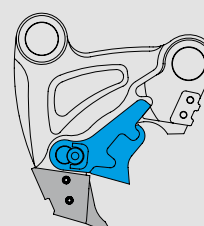


Crusher with additional crushing teeth

Available options



360° Hydraulic rotary drive



Extra crusher tooth

Concrete Crusher CC700

The strongest in its weight class



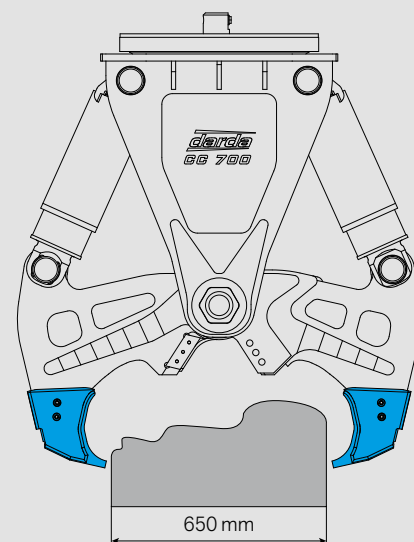
Specifications | Concrete Crusher CC700

Dimensions and weight		
Length x Width x Height ¹	1126 x 1140 x 300 mm	44 x 45 x 12 in
Jaw opening	650 mm	26 in
Total weight ¹	535 kg	1179 lb
Carriers		
Recommended carrier weight, max. ²	7 - 15 t	15428 - 33060 lb
Recommended Brokk machines	Brokk 500 / 520D	
Hydraulic connection		
Connection pressure, min.	17.5 MPa (175 bar)	2538 psi
Connection pressure, max.	25 MPa (250 bar)	3626 psi
Operating pressure	50 MPa (500 bar)	7252 psi
Oil flow, max.	100 l/min	27 gal/min
Power output		
Crushing force A, max.	680 kN (70 t)	153000 lbf
Crushing force B, max. (optional)	1141 kN (116 t)	256000 lbf
Cutting force, max.	2174 kN (222 t)	489000 lbf
Cutting capacity, max.	1x Ø 30 mm	1 1/4 in
Ordering information		
Article no. ³	9033 0700 80	

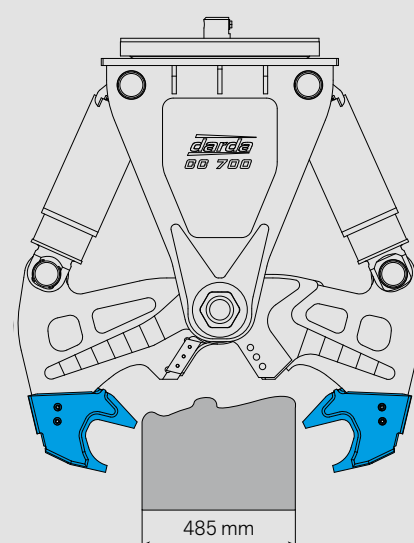
¹ Without support plate

² Depending on the load capacity table of the carrier manufacturer

³ Without attachment



Crusher with standard crushing tips

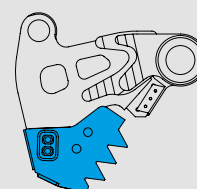


Crusher with additional crushing teeth

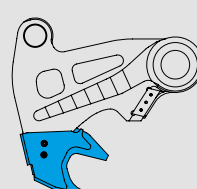
Available options



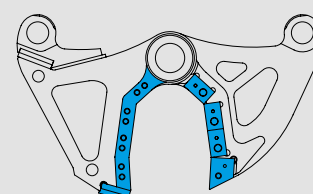
360° Hydraulic rotary drive



Multi-crusher tooth



Extra crusher tooth



Jaw set / Steel cutter

Concrete Crushers CC260 - CC700






Summary table

Type		Jaw opening	Crushing force	Cutting capacity	Weight	Recommended carrier weight, max.
		mm / in	kN / lbf	Ø mm / in	kg / lb	t / lb
CC260		250 / 10	220 / 49500	16 / 0.6	74 / 163	1.2 / 2650
CC340		343 / 14	360 / 81000	30 / 1.1	150 / 331	1.5 - 2.7 / 3307 - 5952
CC440		440 / 17	431 / 97000	30 / 1.1	235 / 518	2.5 - 4.5 / 5510 - 9920
CC440 Incl. hydraulic rotary drive		440 / 17	431 / 97000	30 / 1.1	280 / 617	2.5 - 4.5 / 5510 - 9920
CC480		460 / 18	490 / 110000	30 / 1.1	275 / 606	4 - 6 / 8820 - 13230
CC480 Incl. hydraulic rotary drive		460 / 18	490 / 110000	30 / 1.1	320 / 705	4 - 6 / 8820 - 13230
CC580		565 / 22	530 / 119000	30 / 1.1	360 / 794	5.5 - 9 / 12125 - 19842
CC580 Incl. hydraulic rotary drive		565 / 22	530 / 119000	30 / 1.1	420 / 926	5.5 - 9 / 12125 - 19842
CC700		650 / 26	680 / 153000	30 / 1.1	535 / 1179	7 - 15 / 15428 - 33060
CC700 Incl. hydraulic rotary drive		650 / 26	680 / 153000	30 / 1.1	595 / 1312	7 - 15 / 15428 - 33060

Concrete Crushers CC260 - CC700







Support plates | Options | Article numbers

Common support plates | Article numbers

Type		BROKK Type	BROKK Mounting kit	Mounting base plate	Support plate Lehnhoff	Support plate Verachtert	Support plate OilQuick
CC260		60	6260 0060 80	6320 0091 00	MS01 8015 0010 80	CW-00 8015 0116 80	
CC340		110 120D	3391 6041 80	6340 0100 00	MS01 8015 0227 80 MS03 8015 0228 80	CW-05 8015 0074 80	
CC440		170	6420 0160 82	8015 0420 00	MS03 8015 0421 80 MS08 8015 0426 80	CW-05 8015 0076 80 CW-10 8015 0212 80	
CC480		200	6480 0200 80	8015 0420 00	MS03 8015 0421 80 MS08 8015 0426 80	CW-05 8015 0076 80 CW-10 8015 0212 80	
CC580		300	6520 0260 80	6560 0251 80	MS03 8015 0070 80 MS08 8015 0030 80	CW-05 8015 0077 80 CW-10 8015 0078 80 CW-30/40 8015 0220 80	OQ-45-5 8015 0430 80
CC700		500 520D	6700 0400 80	8015 0700 10	MS08 8015 0723 80 MS10 8015 0722 80	CW-10 8015 0724 80 CW-20 8015 0721 80	OQ-45-5 8015 0430 80 OQ-60 8015 0428 80 OQ-65 8015 0728 80

Additional mounting plates for various carriers on request.

Options | Article numbers

Type		360° Hydraulic rotary drive	Extra crusher tooth / Extra double crusher tooth	Multi-crusher tooth	Jaw set / Steel cutter
CC260		–	–	–	–
CC340		–	–	–	–
CC440		6420 0700 80	6420 0436 80	–	–
CC480		6420 0700 80	6520 0436 80	–	–
CC580		6700 0700 80	6520 0436 80	–	–
CC700		6700 0700 80	6700 0436 80	6700 0404 80	6700 0735 80

Concrete Crushers CC260 - CC700

Typical applications and possibilities of use

Class instead of mass

The partial demolition of buildings often poses a great challenge because part of the structure must remain intact. These challenges can be mastered with flying colors using standard carriers or a Brokk Demolition Robot equipped with Darda Concrete Crushers.

Advantages

A working method that is as low noise, low dust and low vibration as possible and a high safety standard with regard to the remaining parts of the building.



**Sensitive
building
demolition**



Concrete Crushers CC260 - CC700

Typical applications and possibilities of use

David vs. Goliath in demolition

In the sensitive top-down demolition of high-rise buildings, the use of Darda Concrete Crushers has repeatedly proven to be the best and most effective method. Conventional demolition methods are often not possible due to strict noise, dust and vibration regulations. And their usability and high level of control also make them indispensable in chimney demolition.



**Top Down /
Chimney
demolition**




Concrete Crushers CC260 - CC700

Typical applications and possibilities of use



Rapid demolition in confined spaces


What are the options when a relatively large amount of extremely hard, reinforced concrete has to be demolished in basement rooms with limited access and space? And - as always - in the shortest possible time? With their sensational power to weight ratio, Darda Crushers are the number one problem solver whenever there is little space available at the demolition site or large tools cannot be used, but still a lot of power is required.




**Constricted
interior demolition /
core removal**

Steel Shear and Steel Cutters

Attachments





Go to product film
Multi Cutter



Go to product film
Steel Shear and
Steel Cutters

Steel Shear CC700 S

Maximum power for the best cut

High-quality materials and the special pressure booster system designed and developed by Darda enable the Darda Steel Shear to achieve high cutting power with minimum weight. Thanks to its large jaw opening, even large sheet metal profiles can be cut easily and safely where other shears fail.

For carries from 7 - 15 tons.

360° Rotary Drive

For precise positioning
of the Shear

Hydraulic
rotary drive

Pivot bearing for
360° rotation

Integrated
pressure booster

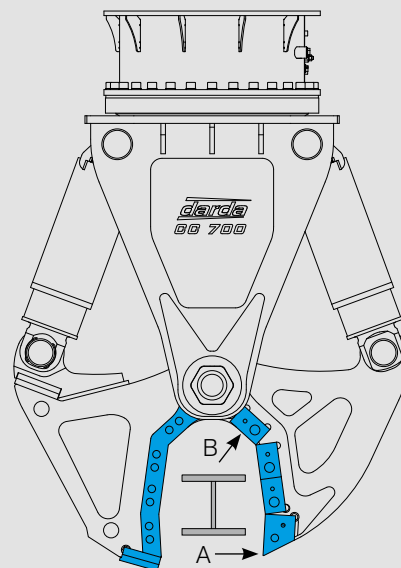
Exchangeable
cutting heads

Can be converted to
Concrete Crusher



Facts

- Extremely powerful even on small carriers
- Ideal for indoor use
- Exchangeable cutting heads
- Cutting power independent of carrier
- Large jaw opening for easy positioning
- Ideal for cutting large steel pipes
- 360° rotary drive for precise positioning of the shear



Specifications | Steel Shear CC700 S

Dimensions and weights		
Length ^{1,2} x Width ¹ x Height	1475 x 1037 x 300 mm	58 x 41 x 12 in
Jaw opening	268 mm	11 in
Cutting depth, approx.	359 mm	14 in
Total weight incl. hydraulic rotary drive and support plate	695 kg	1532 lb
Total weight incl. hydraulic rotary drive without support plate	625 kg	1378 lb
Carriers		
Recommended carrier weight, max. ³	7 - 15 t	15428 - 33060 lb
Recommended Brokk machines	Brokk 500 / 520D / 800	
Hydraulic connection		
Connection pressure, min.	17.5 MPa (175 bar)	2538 psi
Connection pressure, max.	25 MPa (250 bar)	3916 psi
Operating pressure	50 MPa (500 bar)	7252 psi
Oil flow, max.	100 l/min	27 gal/min
Power output		
Cutting force A, max. ⁴	647 kN (66 t)	145000 lbf
Cutting force B, max. ⁵	1840 kN (188 t)	410000 lbf
Cutting capacity (selection of max. profile cross-sections)		
I-profile DIN 1025 - S235 - IPE 200		
I-profile DIN 1026 - S235 - U 200		
H-profile DIN 1025 - S235 - HEA 180		
L-profile EN 10056 - S235 - 160 x 80 x 12 mm 6 1/4 x 3 1/4 x 1/2 in		
Pipe EN10216 - X5CrNi18-10 - 168 x 7 mm (stainless steel) 6 1/2 x 1/4 in		
Hollow profile DIN EN 10219 - S235JR - 140 x 80 x 8 mm 5 1/2 x 3 1/4 x 5/16 in		
Ordering information		
Article no. ²	9033 0700 82	

¹ With full jaw opening

² Without attachment, incl. hydraulic rotary drive

³ Depending on the load-bearing capacity table of the carrier manufacturer

⁴ At the tips with the jaw open

⁵ At the rebar blades

Support plates for various carrier devices on request.

Steel Shear CC700 S

Typical applications and possibilities of use

Risk of explosion in an underground cavern storage facility – how can the aboveground brine pipe system be safely and quickly dismantled? The Darda CC700 S Steel Shear makes this type of work possible.



Whether as an attachment on an excavator, truck crane or Brokk demolition robot: This strong and rugged Steel Shear can master many different tasks – even the exceptional ones! Anything is possible: like the scrapping of plane wrecks at an air base as seen here.

Concrete Crushers are frequently used in all types of demolition work and often need to be supported by cutting tools that can be flexibly equipped or exchanged. The CC700 S Steel Shear can be converted to a Concrete Crusher and vice versa.





Tank Cutter TC120

Continuous cutting

The high-performance Tank Cutter is ideal for indoor use due to the pressure booster system designed and developed by Darda, even with small carriers of the 3 to 8 ton class.

Steel tanks and plates up to 15 mm | 0.6 inches thickness can be reliably cut "cold" using the carrier-operated Tank Cutter. Increase your productivity and even cut up coated tanks with residual contents worry-free.

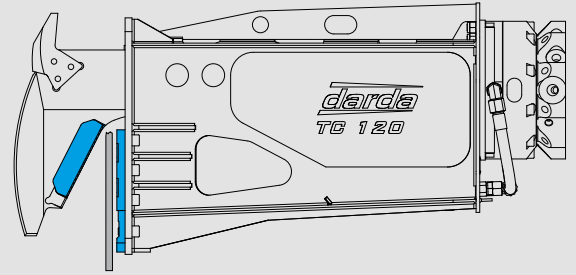
**60 t
Cutting force**

The Troubleshooter



Facts

- Cold cut alternative to flame cutting or abrasive cutting
- Ideal for dismantling tanks and plates in buildings
- Adjustable blade clearance for thick and thin sheet metal gages
- Exchangeable blades
- Up to 20 cm | 8 inches per cut
- Maintenance-friendly and rugged



Specifications | Tank Cutter TC120

Dimensions and weights		
Length ^{1,2} x Width x Height	1200 x 430 x 528 mm	47 x 17 x 21 in
Jaw opening	125 mm	5 in
Total weight incl. hydraulic rotary drive and support plate	320 kg	705 lb
Total weight incl. hydraulic rotary drive without support plate	270 kg	595 lb
Carriers		
Recommended carrier weight ³	3 - 8 t	6614 - 17637 lb
Recommended Brokk machines	Brokk 200 / 300	
Hydraulic connection		
Connection pressure, min.	17.5 MPa (175 bar)	2538 psi
Connection pressure, max.	25 MPa (250 bar)	3916 psi
Operating pressure	42 MPa (420 bar)	6092 psi
Oil flow, max.	100 l/min	27 gal/min
Power		
Cutting force, max.	660 kN (60 t)	132000 lbf
Cutting capacity (selection of profiles)		
Plate VA2	t = 12 mm	1/2 in
Plate S355	t =15 mm	9/16 in
Pipe	Ø 95 x 5 mm	3 3/4 x 3/16 in
Ordering information		
Article no. ²	9014 0381 00	

¹ With full jaw opening

² Without attachment, incl. hydraulic rotary drive

³ Depending on the load capacity table of the carrier manufacturer

Support plates for various carrier devices on request.

Tank Cutter TC120

Typical applications and possibilities of use

Whether in scrapping, cutting up metal structures, as a supplement in industrial demolition or in cramped interior demolition/core removal – the Darda Tank Cutter can do it all! Its cold and draw cut functionality sets the Darda Tank Cutter apart from the conventional methods of flame cutting or grinding, especially with flammable residual contents.

This picture shows the dismantling of train waggons.



Finally: safe cold cutting

The Darda TC120 opens up completely new markets! Demolition and recycling professionals are enthusiastic about the functionality of the innovative, carrier-operated cutting tool for mini-excavators in the 3 to 8 ton class as well as for the Brokk 200 and 300 demolition robots. During continuous cutting, the Tank Cutter is held securely in the cutting gap. Even curved cuts are possible with the conical neck. The punched cutting gap is approx. 5 cm | 2 inches. Coated or uncoated tanks, steel walls, plates, pipelines etc. can be cut easily and effectively.



Multi Cutters

MC200 / MC300

Simply the right way of cutting

Darda Multi Cutters, the universal cutting tools with a maximum jaw opening of 350 mm | 14 inches, are true champions of building coring work. They cut supply lines and pipes, cables, steel beams and much more.

For carries from 1.2 - 9 tons.


**Slim
design**

Easy handling

360° Hydraulic rotary drive

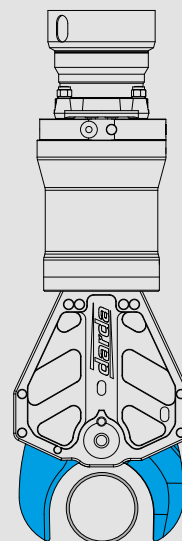
Slim design

Exchangeable cutting blades on MC300
Easy to regrind on MC200



Multi Cutter MC200

Break-up work at a high level



Facts

- 50 t | 110000 lbf cutting force
- Ideal for building core removal
- Simple regrounding of blades
- High productivity
- Low wear costs

Specifications | Multi Cutter MC200

Dimensions and weight		
Length x Width x Height ¹	1008 x 245 x 334 mm	40 x 10 x 13 in
Jaw opening	200 mm	8 in
Total weight ¹	130 kg	280 lb
Carriers		
Recommended carrier weight, max. ²	1.2 - 2.8 t	2650 - 6170 lb
Recommended Brokk machines	Brokk 110 /120D / 170	
Hydraulic connection		
Connection pressure, min.	17.5 MPa (175 bar)	2538 psi
Connection pressure, max.	25 MPa (250 bar)	3625 psi
Operating pressure	19 MPa (190 bar)	2756 psi
Oil flow, max.	90 l/min	24 gal/min
Power output		
Cutting force, max.	490 kN (50 t)	110200 lbf
Cutting capacity for mild steel (selection of profiles)		
⊙ Ø 150 mm	6 in	
I 100 x 64 x 6.3 mm	4 x 2 1/2 x 1/4 in	
○ Ø 90 x 4 mm	3 1/2 x 5/32 in (3")	
— 80 x 8 mm (VA2)	3 x 5/16 in (VA2)	
Ordering information		
Article no. ¹	9014 0390 00	

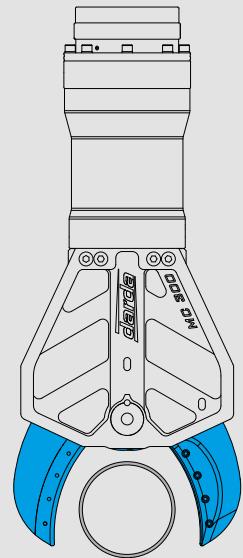
¹ Without attachment, incl. hydraulic rotary drive

² Depending on the load capacity table of the carrier manufacturer

Additional support plates for various carriers on request.

Multi Cutter MC300

Highest cutting force with low weight



Facts

- 60 t | 132600 lbf cutting force
- Ideal for building core removal
- Simple regrinding of blades
- High productivity
- Low wear costs

Specifications | Multi Cutter MC300

Dimensions and weight		
Length x Width x Height ¹	1275 x 300 x 538 mm	50 x 12 x 21 in
Jaw opening	350 mm	14 in
Total weight ¹	290 kg	639 lb
Carriers		
Recommended carrier weight, max. ²	2.5 - 9 t	5512 - 19842 lb
Recommended Brokk machines	Brokk 200 / 300	
Hydraulic connection		
Connection pressure, min.	17.5 MPa (175 bar)	2538 psi
Connection pressure, max.	25 MPa (250 bar)	3625 psi
Operating pressure	17 MPa (170 bar)	2466 psi
Oil flow, max.	100 l/min	27 gal/min
Power output		
Cutting force, max.	590 kN (60 t)	132600 lbf
Cutting capacity for mild steel (selection of profiles)		
⊙ Ø 180 mm	7 in	
I 120 x 64 x 6.3 mm	4 3/4 x 2 1/2 x 1/4 in	
○ Ø 140 x 4.85 mm	5 1/2 x 3/16 in (5")	
— 80 x 15 mm (VA2)	3 x 9/16 in (VA2)	
Ordering information		
Article no. ¹	9014 0400 79	

¹ Without attachment, incl. hydraulic rotary drive

² Depending on the load capacity table of the carrier manufacturer

Additional support plates for various carriers on request.



Multi Cutters MC200 / MC300


Typical applications and possibilities of use

The carrier-operated Multi Cutters offer a high power/weight ratio in a slim and compact design. With this, Darda covers the wide range of requirements for a lightweight, economical steel cutting tool for small carriers to be used in difficult to access places.

The Multi Cutters stand for safe and efficient cutting of steel material, utility lines and cables in a variety of industries including demolition, core removal, construction and nuclear. Due to their low weight, they can tear down installations and do lift work without affecting the stability of the Brokk machine or excavator. The 360° rotary drive enables precise positioning.


This modern tools open up new possibilities for you, especially in terms of speed and safety. Because as a demolition specialist, you are very often dependent on compact size and low weight, but you cannot do without power and performance.






Carrier- operated Rock Splitters

Attachments





[Go to product film](#)

ROCK SPLITTERS

C20

Carrier-operated splitting –
safe and highly productive

The Hydraulic Rock Splitters convince with their high productivity and safety in operation. With a high splitting force that is independent of the input pressure and a slim yet rugged design, they are designed for a wide range of rock demolition applications. The Rock Splitters are also ideal for use in confined conditions, such as tunnel, trench or foundation work.

Depending on type and composition of the rock, there are two possible lengths of wedge set to choose from. For horizontal and vertical use with diverse and special splitting requirements. And best of all: Due to the automatic lubrication system, no manual greasing of the wedge set is necessary.

For carriers from 5 - 7 tons.

With optional 360° rotary drive

Integrated pressure booster

**Up to 1800 t
splitting force**

Three different
mounting options

Integrated automatic
wedge lubrication system

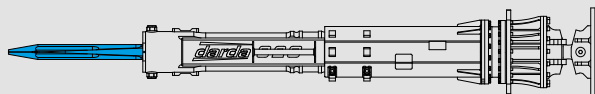
Wedge set in two sizes



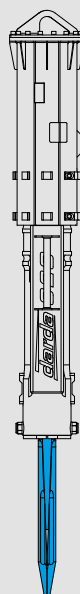
Facts

- Easy replacement of wear parts
- Rotatable and very maneuverable
- Automatic wedge lubrication
- Multiple mounting options
- Lowest power-to-weight ratio on the market

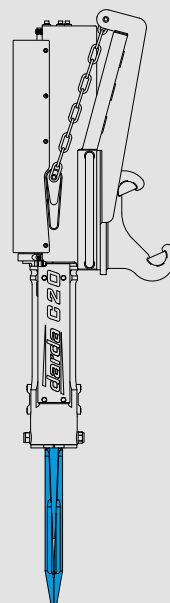
C20 J



C20 C



C20 V



Specifications | Rock Splitters C20

Dimensions and weight	Vertical				Horizontal	
	C20 C		C20 V		C20 J	
Length ¹ x Width x Height	1720 x 305 x 394 mm 68 x 12 x 16 in		1833 x 721 x 557 mm 72 x 28 x 22 in		2153 x 450 x 420 mm 85 x 18 x 17 in	
Weight with N-wedge set ²	300 kg	660 lb	405 kg	890 lb	390 kg	860 lb
Carriers						
Recommended carrier weight ³	5 - 7 t				11000 - 16000 lb	
Recommended Brokk machines	Brokk 300 / 500 / 520D					
Hydraulic connection						
Connection pressure, min.	17.5 MPa (175 bar)				2538 psi	
Connection pressure, max.	25 MPa (250 bar)				3626 psi	
Oil flow, min. - max.	25 - 100 l/min				27 gal/min	
Operating pressure	50 MPa (500 bar)				7250 psi	
Wedge set						
Wedge set length N / L	640 / 840 mm				25 / 33 in	
Drillhole diameter	76 mm				3 in	
Drillhole depth N / L, min.	750 / 950 mm				29 / 37 in	
Splitting distance N / L	22 / 25 mm				7/8 / 1 in	
Theoretical splitting force N / L	1500 / 1800 t				3300 lbf / 4000 lbf	
Consumables						
Darda Special Lubricant						

¹ Without wedge set

² Without mounting plate

³ Depending on carrier lifting capacity

Rock Splitters C20

Typical applications and possibilities of use

The C20 Rock Splitters break large boulders and solid rock in a short period of time, e.g. in mining and shaft construction as well as in tunneling for cross passages.

The working method is quiet, safe and generates practically no vibrations or dust, unlike demolition hammers or explosives. It offers demolition contractors a productive alternative in areas where potentially disruptive demolition methods are not permitted, such as near hospitals. The C20 is also the safe alternative compared to hand-held tools such as pneumatic demolition hammers, whose heavy vibrations cause fatigue and physical injury over time.

Using the C20 with a Brokk demolition robot enables the operator to work from a safe distance with the remote control and harness – typically 10 to 20 meters.

All in all, the C20 Rock Splitters increase productivity in industries such as mining, quarrying, tunneling, construction and demolition.





Darda worldwide

Our dealers



Albania
Algeria
Andorra
Argentina
Australia
Austria
Bangladesh
Belgium
Bosnia and Herzegovina
Brazil
Bulgaria
Canada
Chile
China
Colombia
Croatia
Czech Republic
Denmark

Finland
France
Georgia
Germany (headquarters)
Great Britain
Greece
Hong Kong
Hungary
Iceland
India
Indonesia
Ireland
Italy
Japan
Kuwait
Luxembourg
Malaysia
Mexico

Montenegro
Morocco
Nepal
Netherlands
New Zealand
Nigeria
Norway
Oman
Panama
Paraguay
Peru
Poland
Portugal
Qatar
Romania
Russia
Serbia
Slovak Republic

Slovenia
Singapore
Spain
Sri Lanka
South Africa
South Korea
Sweden
Switzerland
Taiwan
Thailand
Tunisia
Turkey
Ukraine
United Arab Emirates
Uruguay
USA
Vietnam





DEMOLITION TECHNOLOGY

Darda GmbH

Im Tal 1
78176 Blumberg / Germany
T +49 7702 4391-0
F +49 7702 4391-12
info@darda.de
www.darda.de